

Summary

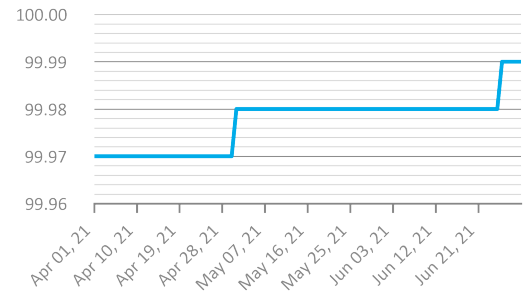
Key Metrics

- 99.98** Average Total Data Quality Score (TDQS) ● +/-0 compared to the previous month
- 31%** LEI Issuers Achieving Maturity Level 2 ● +/-0% compared to the previous month
- 5 days** Average Days to Close a Challenge ▼ +2 days compared to the previous month

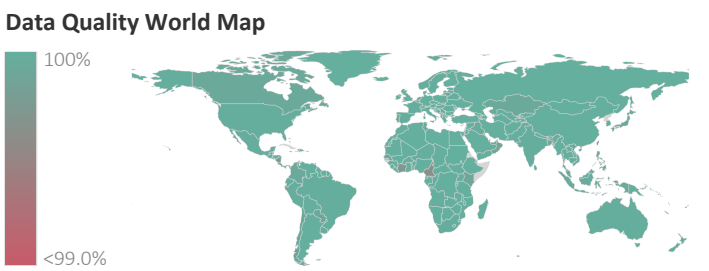
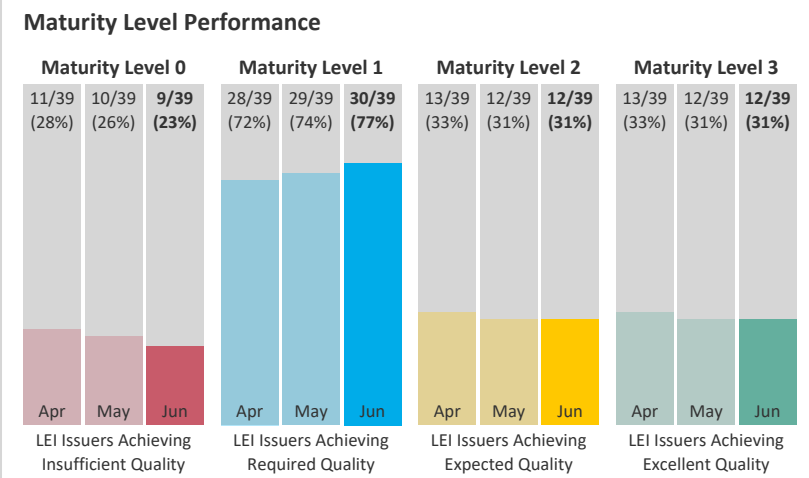
Highlights

For the assessment of June 2021, GLEIF introduces an enhanced calculation for the presented measures and a new layout of the Data Quality reports. By using daily data, the latest reports now showcase time series of the calculated values for the current reporting period and the previous two periods. GLEIF now focuses the monitoring on three key metrics: Total Data Quality Score, LEI Issuers achieving Expected Data Quality, and Average Days to Close a Challenge. Based on the new underlying calculation methodology, more than 30% of the LEI Issuers reached Expected and Excellent Data Quality, while 77% achieved at least Required Data Quality.

Total Data Quality Score Trend



Details



Data Quality Criteria

Quality Criterion (No. of Checks)	Data Quality Score (DQS) Trend (Apr - Jun)	Avg. DQS	Avg. Number of Check Failures
Accessibility (0)		-	- (-)
Accuracy (4)		99.99	39 (<0.01%)
Completeness (5)		99.98	879 (<0.01%)
Comprehensiveness (2)		99.99	6 (<0.01%)
Consistency (18)		99.98	928 (<0.01%)
Currency (1)		99.99	<1 (<0.01%)
Integrity (21)		99.99	6 (<0.01%)
Provenance (1)		99.99	64 (<0.01%)
Representation (2)		100.00	0 (0.00%)
Uniqueness (5)		99.82	370 (<0.01%)
Validity (12)		99.98	647 (<0.01%)

Top 5 Failing Checks

Check ID	Avg. Number of Check Failures	No. of LEI Issuers	LEI Issuers with Highest Failure Ratio
C000291	760 (-32.92%)	18	Bloomberg
C000304	588 (+9.91%)	2	Business Entity Data B.V.
C000243	550 (-26.47%)	25	Qatar Credit Bureau
C000289	202 (-48.60%)	8	EQS
C000257	189 (+3.28%)	4	JPX TSE

Statistics

Totals	Values
Total LEI Records	1,897,371 (+1.09%)
Active Entities Managed	1,820,715 (+1.08%)
New Issued LEIs	20,540 (+9.10%)
Renewed LEIs	72,334 (+22.14%)
Lapsed LEIs	619,580 (+1.01%)
Countries	227 (+0.44%)
LEI Issuers	39 (+/-0.00%)

Relationship Information	Values
LEIs with Relationships	123,043 (-0.73%)
LEIs with Complete Parent Information	1,704,792 (+1.19%)

Marked Duplicates	Values
Total LEIs	4,867 (+0.60%)
Total LEIs in Percentage	<1% (-0.50%)
New Marked LEIs	29 (-)

Challenges	Values
New Challenges	458 (+31.23%)
Closed Challenges	450 (+20.97%)
Closed Challenges with Update	315 (+28.05%)
Avg. Days to Close a Challenge	5 (+66.67%)

DISCLAIMER: All figures of this Global LEI Data Quality Report are derived from the following sources: 1) concatenated source files provided by the LEI Issuers 2) daily Data Quality Reports and 3) challenges managed via GLEIF's Challenge Facility. The information mentioned in 1) to 3) relate to the reporting period in scope. The Data Quality Rule Setting used for the generation of this report includes all Data Quality Checks corresponding version(s) that have been effective throughout the reporting period. While every care has been taken in the compilation of this information, GLEIF will not be held responsible for any loss, damage, or inconvenience caused by inaccuracy or error within the Global LEI Data Quality Report. The text and graphic content of the Global LEI Data Quality Report may be used, printed, and distributed ONLY with the copyright information displayed (© Copyright Global Legal Entity Identifier Foundation (GLEIF)).