

Global LEI Data Quality Report | August 2021



Summary

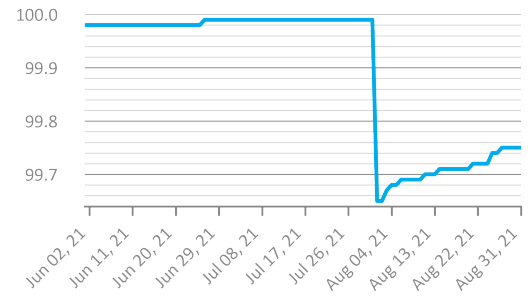
Key Metrics

- 99.71** Average Total Data Quality Score (TDQS) ▼ -0.28 compared to the previous month
- 41%** LEI Issuers Achieving Maturity Level 2 ▲ +10% compared to the previous month
- 4 days** Average Days to Close a Challenge ● +/-0 days compared to the previous month

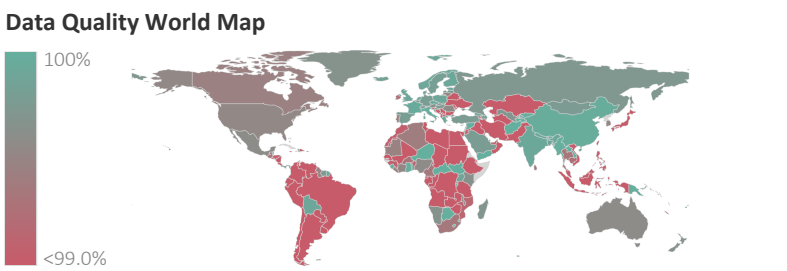
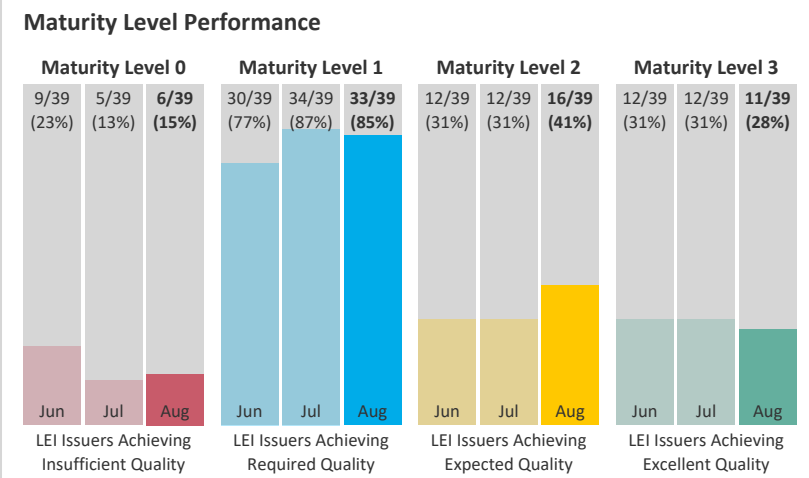
Highlights

For the assessment of August 2021, GLEIF introduced an additional 21 new and updated Data Quality Checks enforcing more rigorous guidelines. After the initial decrease of the Total Data Quality Score (TDQS) beginning of the month, the Average TDQS reached 99.71% and showed a clear upward trend for the entire reporting period. The number of LEI Issuers reaching Expected Data Quality increased to 41%, while the number of LEI Issuers achieving Required and Excellent Data Quality only shows minor variation compared to the previous reporting period. The transition period announced earlier this year is now concluded. GLEIF expects that the positive trend will continue in the upcoming weeks, thereby further boosting the overall Data Quality in the system.

Total Data Quality Score Trend



Details



Data Quality Criteria

Quality Criterion (No. of Checks)	Data Quality Score (DQS) Trend (Jun - Aug)	Avg. DQS	Avg. Number of Check Failures
Accessibility (5)		99.83	8,899 (0.09%)
Accuracy (8)		99.62	11,007 (0.07%)
Completeness (6)		99.99	493 (<0.01%)
Comprehensiveness (6)		95.27	39,828 (0.34%)
Consistency (17)		99.99	345 (<0.01%)
Currency (1)		99.99	<1 (<0.01%)
Integrity (21)		99.99	1 (<0.01%)
Provenance (3)		99.86	3,120 (0.05%)
Representation (6)		99.85	1,596 (0.01%)
Uniqueness (5)		99.87	157 (<0.01%)
Validity (14)		99.84	11,191 (0.04%)

Top 5 Failing Checks

Check ID	Avg. Number of Check Failures	No. of LEI Issuers	LEI Issuers with Highest Failure Ratio
C000343	17,725 (-)	8	JPX TSE
C000302	11,105 (-)	8	JPX TSE
C000309	10,978 (-)	20	KDD Slovenia
C000345	8,736 (-)	6	JPX TSE
C000339	8,140 (-)	3	JPX TSE

Statistics

Totals	Values
Total LEI Records	1,936,064 (+0.99%)
Active Entities Managed	1,856,856 (+0.97%)
New Issued LEIs	19,044 (-3.08%)
Renewed LEIs	58,430 (+2.26%)
Lapsed LEIs	634,079 (+1.34%)
Countries	227 (+/-0.00%)
LEI Issuers	39 (+/-0.00%)

Relationship Information	Values
LEIs with Relationships	122,505 (-0.05%)
LEIs with Complete Parent Information	1,743,172 (+1.10%)

Marked Duplicates	Values
Total LEIs	4,986 (+0.61%)
Total LEIs in Percentage	<1% (-0.39%)
New Marked LEIs	30 (-66.29%)

Challenges	Values
New Challenges	332 (-36.64%)
Closed Challenges	331 (-39.82%)
Closed Challenges with Update	209 (-32.36%)
Avg. Days to Close a Challenge	4 (+/-0.00%)

DISCLAIMER: All figures of this Global LEI Data Quality Report are derived from the following sources: 1) concatenated source files provided by the LEI Issuers 2) daily Data Quality Reports and 3) challenges managed via GLEIF's Challenge Facility. The information mentioned in 1) to 3) relate to the reporting period in scope. The Data Quality Rule Setting used for the generation of this report includes all Data Quality Checks corresponding version(s) that have been effective throughout the reporting period. While every care has been taken in the compilation of this information, GLEIF will not be held responsible for any loss, damage, or inconvenience caused by inaccuracy or error within the Global LEI Data Quality Report. The text and graphic content of the Global LEI Data Quality Report may be used, printed, and distributed ONLY with the copyright information displayed (© Copyright Global Legal Entity Identifier Foundation (GLEIF)).