

Global LEI Data Quality Report | September 2021



Summary

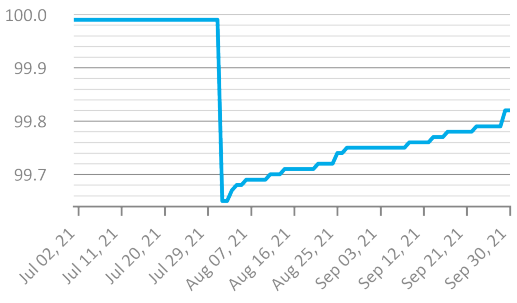
Key Metrics

- 99.77** ▲+0.06
Average Total Data Quality Score (TDQS) compared to the previous month
- 45%** ▲+4%
LEI Issuers Achieving Maturity Level 2 compared to the previous month
- 3 days** ▲-1 days
Average Days to Close a Challenge compared to the previous month

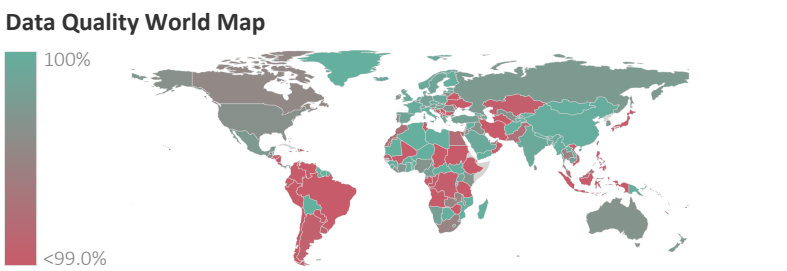
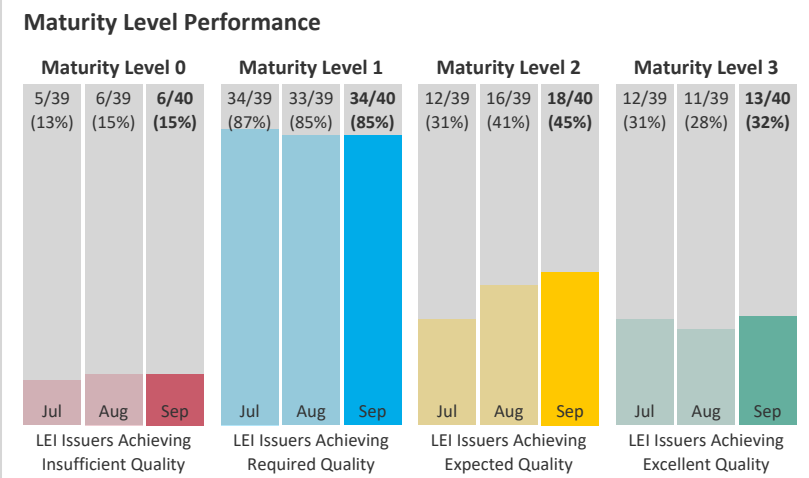
Highlights

The assessment of September 2021 shows a continued upward trend in the Total Data Quality Score (TDQS) after the initial decrease with the introduction of new and updated Data Quality Checks in August. GLEIF expects that the positive trend will continue in the upcoming weeks, thereby further boosting the overall Data Quality in the system. The number of LEI Issuers reaching Expected and Excellent Data Quality increased to 45% and 32%, respectively. While the number of new and closed challenges remained stable, the average process time improved compared to the previous period.

Total Data Quality Score Trend



Details



Data Quality Criteria

Quality Criterion (No. of Checks)	Data Quality Score (DQS) Trend (Jul - Sep)	Avg. DQS	Avg. Number of Check Failures
Accessibility (5)		99.87	7,091 (0.07%)
Accuracy (8)		99.68	9,334 (0.06%)
Completeness (6)		99.99	466 (<0.01%)
Comprehensiveness (6)		97.00	21,808 (0.19%)
Consistency (17)		99.99	250 (<0.01%)
Currency (1)		99.99	<1 (<0.01%)
Integrity (21)		99.99	1 (<0.01%)
Provenance (3)		99.89	2,549 (0.04%)
Representation (6)		99.87	289 (<0.01%)
Uniqueness (5)		99.88	7 (<0.01%)
Validity (14)		99.87	9,048 (0.03%)

Top 5 Failing Checks

Check ID	Avg. Number of Check Failures	No. of LEI Issuers	LEI Issuers with Highest Failure Ratio
C000309	9,335 (-14.97%)	17	KDD Slovenia
C000302	8,969 (-19.23%)	7	JPX TSE
C000343	7,424 (-58.12%)	7	JPX TSE
C000340	7,189 (-11.54%)	2	JPX TSE
C000339	7,179 (-11.81%)	3	JPX TSE

Statistics

Totals	Values
Total LEI Records	1,957,972 (+1.13%)
Active Entities Managed	1,877,480 (+1.11%)
New Issued LEIs	21,908 (+15.04%)
Renewed LEIs	93,645 (+60.27%)
Lapsed LEIs	641,656 (+1.19%)
Countries	227 (+/-0.00%)
LEI Issuers	40 (+2.56%)

Relationship Information	Values
LEIs with Relationships	122,578 (+0.06%)
LEIs with Complete Parent Information	1,764,658 (+1.23%)

Marked Duplicates	Values
Total LEIs	5,003 (+0.34%)
Total LEIs in Percentage	<1% (-0.78%)
New Marked LEIs	17 (-43.33%)

Challenges	Values
New Challenges	346 (+4.22%)
Closed Challenges	335 (+1.21%)
Closed Challenges with Update	192 (-8.13%)
Avg. Days to Close a Challenge	3 (-25.00%)

DISCLAIMER: All figures of this Global LEI Data Quality Report are derived from the following sources: 1) concatenated source files provided by the LEI Issuers 2) daily Data Quality Reports and 3) challenges managed via GLEIF's Challenge Facility. The information mentioned in 1) to 3) relate to the reporting period in scope. The Data Quality Rule Setting used for the generation of this report includes all Data Quality Checks corresponding version(s) that have been effective throughout the reporting period. While every care has been taken in the compilation of this information, GLEIF will not be held responsible for any loss, damage, or inconvenience caused by inaccuracy or error within the Global LEI Data Quality Report. The text and graphic content of the Global LEI Data Quality Report may be used, printed, and distributed ONLY with the copyright information displayed (© Copyright Global Legal Entity Identifier Foundation (GLEIF)).