

London Stock Exchange

Data Quality Report | June 2021



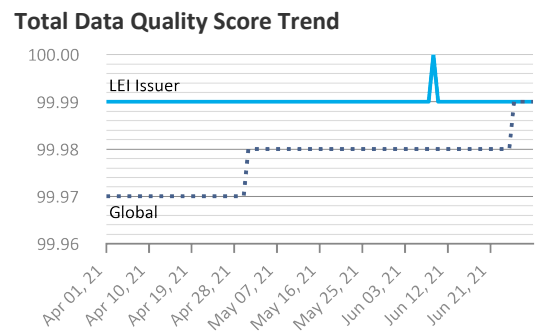
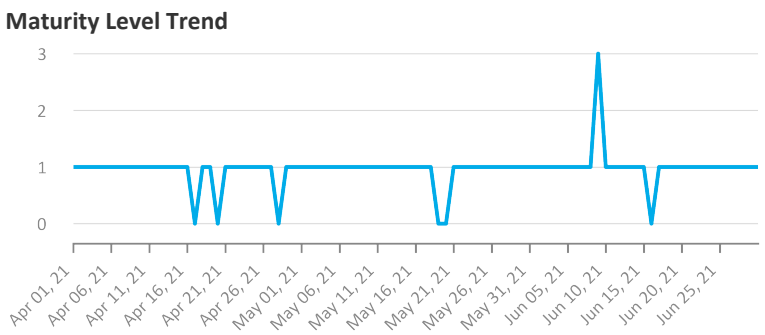
Summary

Key Metrics

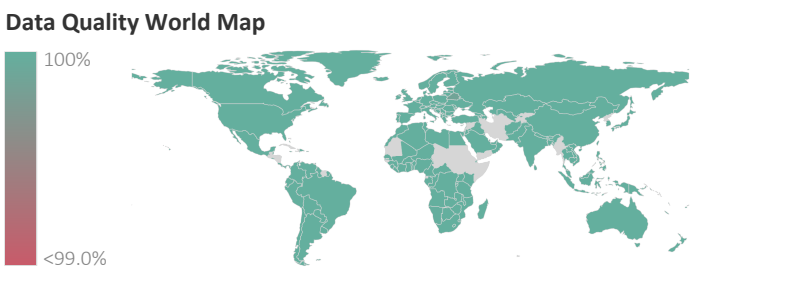
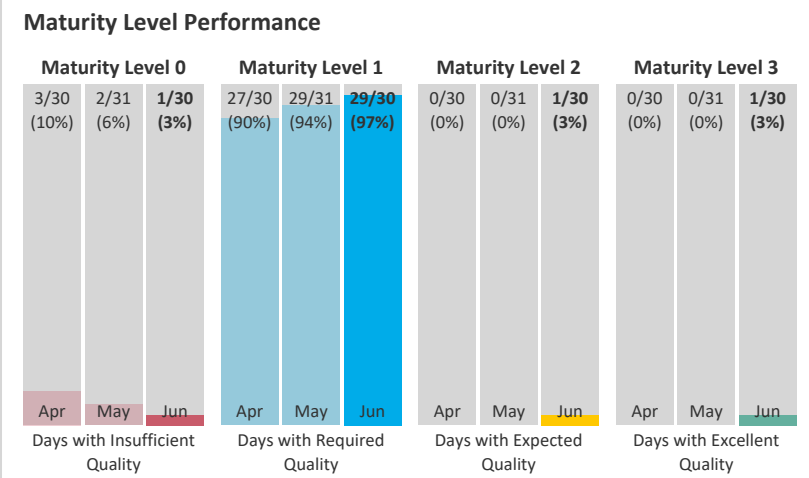
99.99 ● +/-0
Average Total Data Quality Score (TDQS) compared to the previous month

3% N/A
Days, LEI Issuer Achieving Maturity Level 2 compared to the previous month

1 day ● +/-0 days
Average Days to Close a Challenge compared to the previous month



Details



Data Quality Criteria

Quality Criterion (No. of Checks)	Data Quality Score (DQS) Trend (Apr - Jun)	Avg. DQS	Avg. Number of Check Failures
Accessibility (0)	-	-	- (-)
Accuracy (4)	[Line chart showing 100.00]	100.00	0 (0.00%)
Completeness (5)	[Line chart showing 99.99]	99.99	1 (<0.01%)
Comprehensiveness (2)	[Line chart showing 100.00]	100.00	0 (0.00%)
Consistency (18)	[Line chart showing 99.99]	99.99	2 (<0.01%)
Currency (1)	[Line chart showing 100.00]	100.00	0 (0.00%)
Integrity (21)	[Line chart showing 100.00]	100.00	0 (0.00%)
Provenance (1)	[Line chart showing 100.00]	100.00	0 (0.00%)
Representation (2)	[Line chart showing 100.00]	100.00	0 (0.00%)
Uniqueness (5)	[Line chart showing 99.99]	99.99	<1 (<0.01%)
Validity (12)	[Line chart showing 99.99]	99.99	<1 (<0.01%)

Top 5 Failing Checks

Check ID	Avg. Number of Check Failures	Maturity Level	Quality Criterion
C000291	2 (-60.00%)	Expected	Consistency
C000243	2 (+/-0.00%)	Expected	Completeness
C000305	<1 (-)	Expected	Validity
C000253	<1 (+/-0.00%)	Expected	Consistency
C000275	<1 (-)	Required	Consistency

Statistics

Totals	Values
Total LEI Records	191,172 (+0.51%)
Active Entities Managed	182,311 (+0.50%)
New Issued LEIs	928 (+9.56%)
Renewed LEIs	3,776 (+3.37%)
Lapsed LEIs	95,852 (+0.51%)
Countries	185 (+/-0.00%)

Relationship Information	Values
LEIs with Relationships	14,745 (-0.23%)
LEIs with Complete Parent Information	194,300 (+0.57%)

Marked Duplicates	Values
Total LEIs	584 (+0.17%)
Total LEIs in Percentage	<1% (-0.33%)
New Marked LEIs	1 (-)

Challenges	Values
New Challenges	59 (+47.50%)
Closed Challenges	63 (+75.00%)
Closed Challenges with Update	46 (+109.09%)
Avg. Days to Close a Challenge	1 (+/-0.00%)

Files	Values
No. of Days per Month with CDF-Compliant File Uploads	30 (+/-0.00%)

DISCLAIMER: All figures of this LEI Data Quality Report are derived from these sources: 1) concatenated source files provided by this LEI Issuer 2) daily Data Quality Reports assigned to this LEI Issuer and 3) challenges managed via GLEIF's Challenge Facility by this LEI Issuer. The sources mentioned in 1) to 3) relate to the reporting period in scope. The Data Quality Rule Setting used for the generation of this report includes all Data Quality Checks corresponding version(s) that have been effective throughout the reporting period. While every care has been taken in the compilation of this information, GLEIF will not be held responsible for any loss, damage, or inconvenience caused by inaccuracy or error within the LEI Data Quality Report. The text and graphic content of the LEI Data Quality Report may be used, printed, and distributed ONLY with the copyright information displayed (© Copyright Global Legal Entity Identifier Foundation (GLEIF)).