

# Tunisie Clearing

## Data Quality Report | July 2021



### Summary

#### Key Metrics

**99.84** ▼ -0.06

Average Total Data Quality Score (TDQS) compared to the previous month

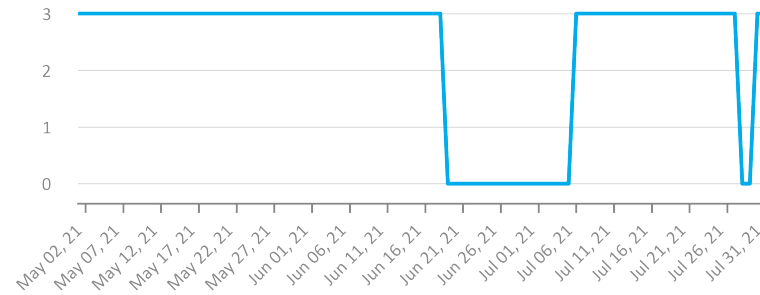
**77%** ▲ +17%

Days, LEI Issuer Achieving Maturity Level 2 compared to the previous month

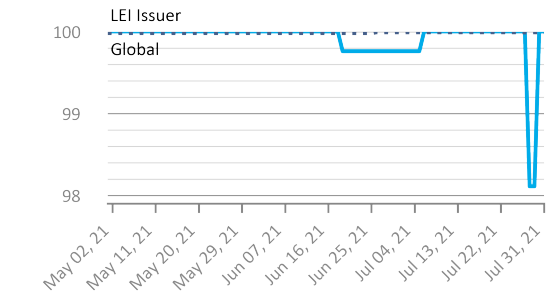
**N/A** N/A

Average Days to Close a Challenge compared to the previous month

#### Maturity Level Trend

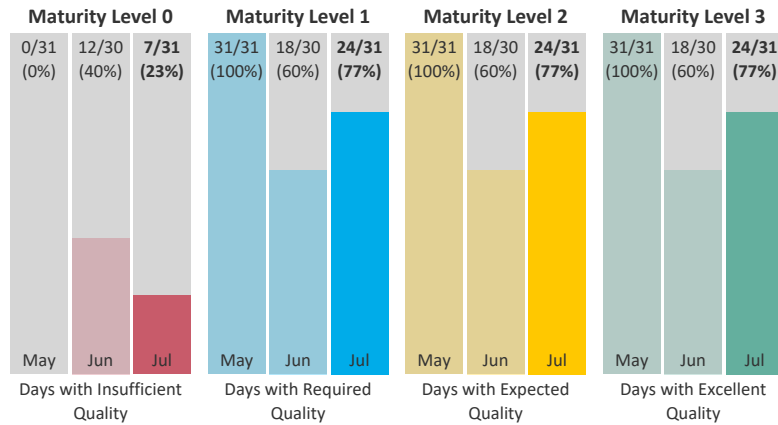


#### Total Data Quality Score Trend



### Details

#### Maturity Level Performance



#### Data Quality World Map



#### Data Quality Criteria

Quality Criterion (No. of Checks)	Data Quality Score (DQS) Trend (May - Jul)	Avg. DQS	Avg. Number of Check Failures
Accessibility (0)		-	- (-)
Accuracy (4)		100.00	0 (0.00%)
Completeness (5)		100.00	0 (0.00%)
Comprehensiveness (2)		100.00	0 (0.00%)
Consistency (18)		99.78	<1 (0.11%)
Currency (1)		-	- (-)
Integrity (21)		98.70	<1 (0.31%)
Provenance (1)		-	- (-)
Representation (2)		100.00	0 (0.00%)
Uniqueness (5)		-	- (-)
Validity (12)		100.00	0 (0.00%)

#### Top 5 Failing Checks

Check ID	Avg. Number of Check Failures	Maturity Level	Quality Criterion
<a href="#">C000153</a>	<1 (-)	Required	Integrity
<a href="#">C000245</a>	<1 (-59.67%)	Required	Consistency
<a href="#">N/A</a>	- (-)	-	-
<a href="#">N/A</a>	- (-)	-	-
<a href="#">N/A</a>	- (-)	-	-

### Statistics

Totals	Values
Total LEI Records	8 (+/-0.00%)
Active Entities Managed	8 (+/-0.00%)
New Issued LEIs	0 (+/-0.00%)
Renewed LEIs	0 (-100.00%)
Lapsed LEIs	0 (+/-0.00%)
Countries	1 (+/-0.00%)
Relationship Information	Values
LEIs with Relationships	0 (+/-0.00%)
LEIs with Complete Parent Information	8 (+14.29%)
Marked Duplicates	Values
Total LEIs	0 (+/-0.00%)
Total LEIs in Percentage	0% (+/-0.00%)
New Marked LEIs	0 (+/-0.00%)
Challenges	Values
New Challenges	0 (+/-0.00%)
Closed Challenges	0 (+/-0.00%)
Closed Challenges with Update	0 (+/-0.00%)
Avg. Days to Close a Challenge	- (-)
Files	Values
No. of Days per Month with CDF-Compliant File Uploads	31 (+/-0.00%)