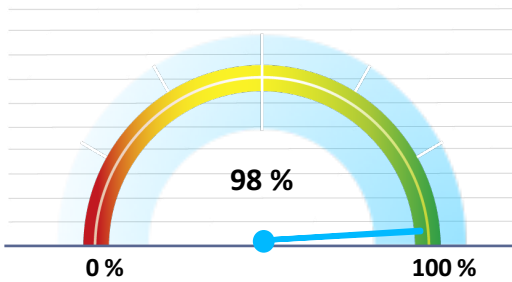


LEI Data Quality Report

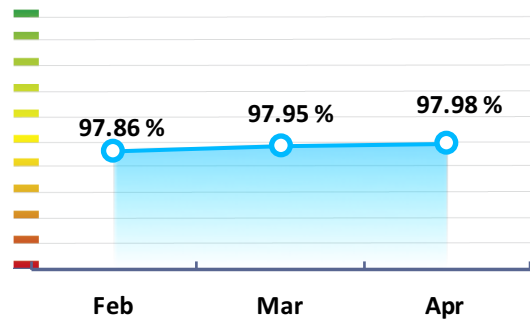
April 2016



LEI Total Data Quality Score



LEI Total Data Quality Score Trend



This report shows a Total LEI Data Quality Score of 98%. The slight drop compared to the 99% score previously computed with earlier reports reflects the increased requirements regarding the criterion 'Completeness' defined in the latest version of GLEIF's data quality rules. The report also shows further improved data quality in many Eastern European countries.

Data Quality Criteria	Apr	Mar	Feb	30-Apr-15
Accuracy	100.00%	100.00%	99.97%	99.91%
Completeness	88.03%	87.98%	87.59%	83.72%
Comprehensiveness	100.00%	100.00%	100.00%	99.99%
Integrity	99.77%	99.77%	99.66%	99.65%
Representation	99.99%	99.99%	99.98%	99.97%
Uniqueness	100.00%	100.00%	100.00%	99.99%
Validity	98.06%	97.95%	97.83%	92.72%

Totals

Total issued LEIs	435,993
Countries	196
LEI Issuers	29

The Data Quality criteria is expected to contain 12 dimensions. Currently a subset of 7 criteria is implemented, to the detriment of the score, as they are averaged on all of them. This is expected to change, on a non-fixed timeline, to include all 12 dimensions.

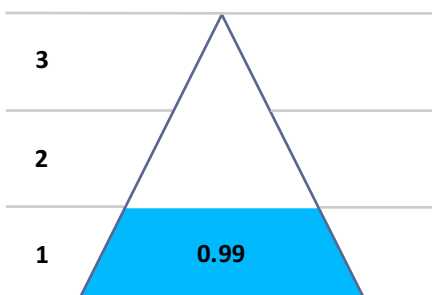
LEI Activity

	April
New issued LEIs	5,178
Renewed LEIs	25,119
Reactivated LEIs	3,404
New lapsed LEIs	7,318

Top 5 best performing LEI Issuers

	Data Quality Score
Krajowy Depozyt Papierów Wartościowych SA (KDPW SA)	100.00%
China Financial Standardization Technical Committee	100.00%
Takasbank - Istanbul Takas ve Saklama Bankasi A.S.	100.00%
Brønnøysund Register Centre	99.99%
National Settlement Depository (NSD), Russia	99.99%

Quality Maturity Levels



LEI issuers achieving Maturity Level

7 | 24%
9 | 31%
9 | 31%

Top 5 Countries – Data Quality Score

