

## Data Quality Scores

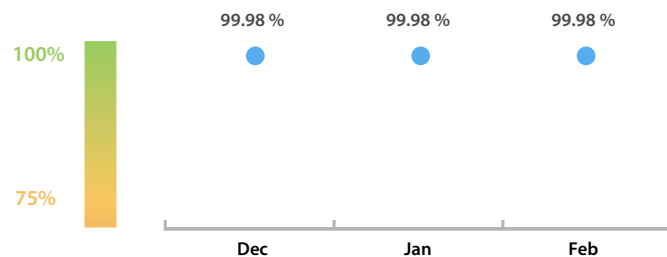
### LEI Issuer Total Data Quality Score

The LEI Issuer Total Data Quality Score is calculated as the equal weighted average of the 11 'Data Quality Criteria'.




### LEI Issuer Total Data Quality Score Trend

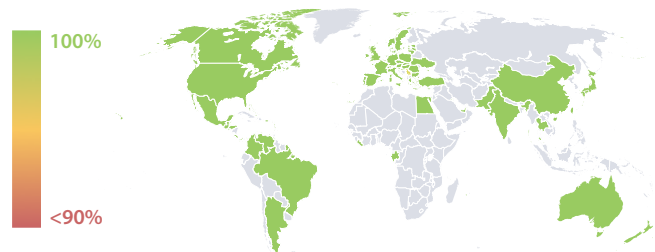
Progress achieved with regard to the continuous optimization of the data quality based on the LEI Issuer Total Data Quality Score.



### LEI Issuer Data Quality (●) against LEI Pool Average (■)



### Data Quality in Covered Countries



### Top 5 Failing Checks

	# Failed Records	Check description
<a href="#">C000282</a>	102	The Legal Form in the name, matches the ELF C...
<a href="#">C000291</a>	24	If the ultimate parent is public: The ultimate par...
<a href="#">C000276</a>	10	RegistrationAuthorityEntityID is in an expected f...
<a href="#">C000243</a>	2	This LEI must not have any parent RR record in R...
<a href="#">C000289</a>	1	The same value is not found in HeadquartersAdd...

### Data Quality Criteria

	Feb	Jan	# Checks	# Failed Records
Accessibility	100.00 %	100.00 %	1	0 (0 %)
Accuracy	100.00 %	100.00 %	8	0 (0 %)
Completeness	99.99 %	99.99 %	3	3 (< 0.01 %)
Comprehensiveness	100.00 %	100.00 %	2	0 (0 %)
Consistency	99.99 %	99.99 %	21	24 (0.06 %)
Currency	100.00 %	100.00 %	1	0 (0 %)
Integrity	100.00 %	100.00 %	18	0 (0 %)
Provenance	99.85 %	99.85 %	2	112 (0.29 %)
Representation	100.00 %	100.00 %	2	0 (0 %)
Uniqueness	99.99 %	100.00 %	2	1 (< 0.01 %)
Validity	100.00 %	99.99 %	15	0 (0 %)

The Data Quality criteria is expected to contain 12 dimensions. Currently a subset of 11 criteria is implemented, to the detriment of the score, as they are averaged on all of them. This is expected to change, on a nonfixed timeline, to include all 12 dimensions.

## Quality Maturity Level



## Statistics

### Totals

	Values
Managed LEIs	37,785 (+1.34 %)
Active entities managed	37,565 (+1.31 %)
Inactive entities managed	220 (+6.79 %)
Covered countries	82 (-2.38 %)
New lapsed LEIs *	636 (-42.70 %)

### Level 2 Info

	Values
LEIs with LEI parent relationships	1,052 (+7.78 %)
LEIs with complete parent information	37,315 (+1.30 %)

### Duplicates

	Values
Total LEIs marked as duplicate **	42 (+2.43 %)
Duplicate percentage of managed LEIs	< 1 % (+1.08 %)

### Challenges

	Values
Challenges this month	1 (-50.00 %)
Duplicates found this month	0 (+/-0 %)
Updates to entity information this month	0 (-100.00 %)

### Files

	Values
No. of days per month with CDF-compliant file uploads	28 / 28 (+/-0 %)

\* Please see our Business Report [www.gleif.org/business-reports](http://www.gleif.org/business-reports) for detailed information around lapsed LEIs.

\*\* RegistrationStatus = DUPLICATE