

## Data Quality Scores

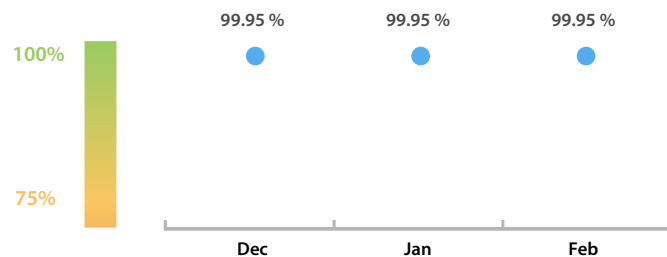
### LEI Issuer Total Data Quality Score

The LEI Issuer Total Data Quality Score is calculated as the equal weighted average of the 11 'Data Quality Criteria'.




### LEI Issuer Total Data Quality Score Trend

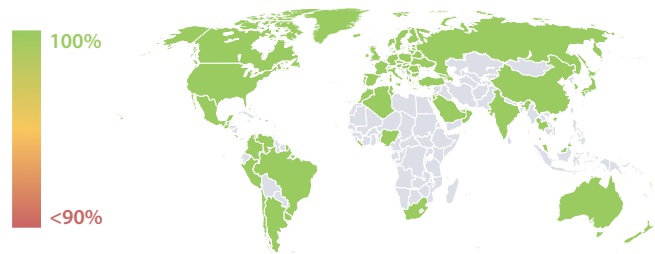
Progress achieved with regard to the continuous optimization of the data quality based on the LEI Issuer Total Data Quality Score.



### LEI Issuer Data Quality (●) against LEI Pool Average (■)



### Data Quality in Covered Countries



### Top 5 Failing Checks

	# Failed Records	Check description
<a href="#">C000282</a>	298	The Legal Form in the name, matches the ELF C...
<a href="#">C000291</a>	41	If the ultimate parent is public: The ultimate par...
<a href="#">C000276</a>	38	RegistrationAuthorityEntityID is in an expected f...
<a href="#">C000180</a>	10	There is no repetition of the same LEI code with ...
<a href="#">C000243</a>	6	This LEI must not have any parent RR record in R...

### Data Quality Criteria

	Feb	Jan	# Checks	# Failed Records
Accessibility	100.00 %	100.00 %	1	0 (0 %)
Accuracy	100.00 %	100.00 %	8	0 (0 %)
Completeness	99.99 %	99.99 %	3	6 (0.01 %)
Comprehensiveness	100.00 %	100.00 %	2	0 (0 %)
Consistency	99.99 %	99.99 %	21	42 (0.11 %)
Currency	100.00 %	100.00 %	1	0 (0 %)
Integrity	100.00 %	100.00 %	18	0 (0 %)
Provenance	99.53 %	99.53 %	2	335 (0.91 %)
Representation	100.00 %	100.00 %	2	0 (0 %)
Uniqueness	99.98 %	99.95 %	2	10 (0.02 %)
Validity	100.00 %	99.99 %	15	0 (0 %)

The Data Quality criteria is expected to contain 12 dimensions. Currently a subset of 11 criteria is implemented, to the detriment of the score, as they are averaged on all of them. This is expected to change, on a nonfixed timeline, to include all 12 dimensions.

## Quality Maturity Level

		Feb: 1.99
	Jan: 0.99	Dec: 1.99
L1 Required quality	L2 Expected quality	L3 Excellent quality

## Statistics

Totals	Values
Managed LEIs	36,492 (+3.66 %)
Active entities managed	36,465 (+3.66 %)
Inactive entities managed	27 (+3.84 %)
Covered countries	114 (+0.88 %)
New lapsed LEIs *	772 (-49.04 %)

Level 2 Info	Values
LEIs with LEI parent relationships	932 (+4.36 %)
LEIs with complete parent information	36,275 (+3.61 %)

Duplicates	Values
Total LEIs marked as duplicate **	58 (+11.53 %)
Duplicate percentage of managed LEIs	< 1 % (+7.59 %)

Challenges	Values
Challenges this month	13 (+18.18 %)
Duplicates found this month	7 (> 100 %)
Updates to entity information this month	3 (-25.00 %)

Files	Values
No. of days per month with CDF-compliant file uploads	28 / 28 (+/-0 %)

\* Please see our Business Report [www.gleif.org/business-reports](http://www.gleif.org/business-reports) for detailed information around lapsed LEIs.

\*\* RegistrationStatus = DUPLICATE