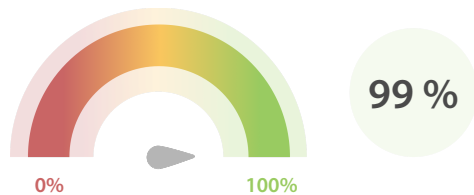


## Data Quality Scores

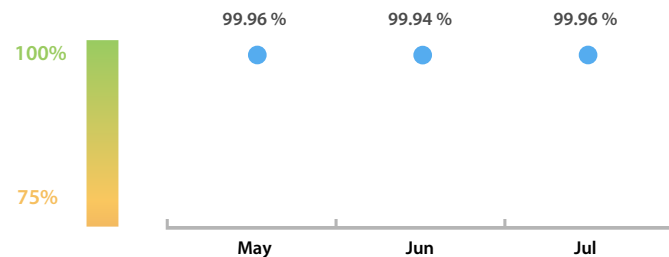
### LEI Issuer Total Data Quality Score

The LEI Issuer Total Data Quality Score is calculated as the equal weighted average of the 8 'Data Quality Criteria'.

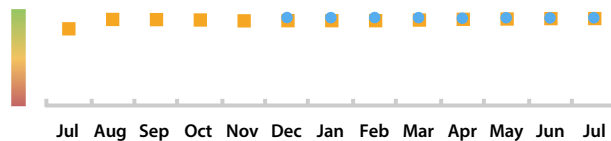


### LEI Issuer Total Data Quality Score Trend

Progress achieved with regard to the continuous optimization of the data quality based on the LEI Issuer Total Data Quality Score.



### LEI Issuer Data Quality (●) against LEI Pool Average (■)



### Data Quality in Covered Countries



### Data Quality Criteria

	Jul	Jun	# Checks	# Failed Records
Accuracy	100.00 %	100.00 %	7	0 (0 %)
Completeness	99.93 %	99.95 %	1	3 (0.06 %)
Comprehensiveness	100.00 %	100.00 %	2	0 (0 %)
Consistency	99.99 %	99.99 %	16	1 (0.02 %)
Currency	100.00 %	100.00 %	1	0 (0 %)
Integrity	99.99 %	100.00 %	15	1 (0.02 %)
Uniqueness	99.75 %	99.57 %	1	11 (0.24 %)
Validity	100.00 %	100.00 %	15	0 (0 %)

The Data Quality criteria is expected to contain 12 dimensions. Currently a subset of 8 criteria is implemented, to the detriment of the score, as they are averaged on all of them. This is expected to change, on a nonfixed timeline, to include all 12 dimensions.

### Top 5 Failing Checks

	# Failed Records	Check description
<a href="#">C000180</a>	11	There is no repetition of the same LEI code with ...
<a href="#">C000243</a>	3	this LEI must not have any parent RR record in R...
<a href="#">C000263</a>	1	they must be managed by the same LOU that m...
<a href="#">C000245</a>	1	LEI has exactly one record for ultimate parent a...
<a href="#">C000244</a>	1	No public RR records(s) with RegistrationStatus ...

## Quality Maturity Level



## Statistics

### Totals

Totals	Values
Managed LEIs	4,564 (+7.28 %)
Active entities managed	4,564 (+7.28 %)
Inactive entities managed	0 (+/-0 %)
Covered countries	2 (+/-0 %)
New lapsed LEIs *	4 (-42.85 %)

### Level 2 Info

Level 2 Info	Values
LEIs with LEI parent relationships	136 (+7.93 %)
LEIs with complete parent information	4,562 (+7.26 %)

### Duplicates

Duplicates	Values
Total LEIs marked as duplicate **	7 (+16.66 %)
Duplicate percentage of managed LEIs	< 1 % (+8.74 %)

### Challenges

Challenges	Values
Challenges this month	5 (> 1000 %)
Duplicates found this month	3 (> 100 %)
Updates to entity information this month	0 (+/-0 %)

### Files

Files	Values
No. of days per month with CDF-compliant file uploads	31 / 31 (+/-0 %)

\* Please see our Business Report [www.gleif.org/business-reports](http://www.gleif.org/business-reports) for detailed information around lapsed LEIs.

\*\* RegistrationStatus = DUPLICATE