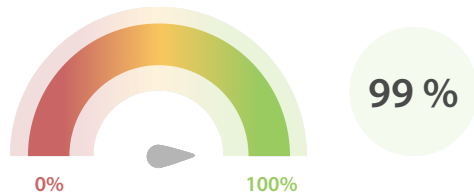


## Data Quality Scores

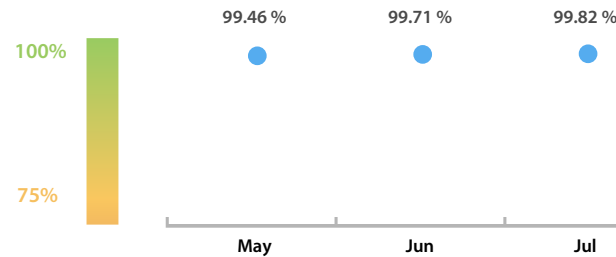
### LEI Issuer Total Data Quality Score

The LEI Issuer Total Data Quality Score is calculated as the equal weighted average of the 8 'Data Quality Criteria'.




### LEI Issuer Total Data Quality Score Trend

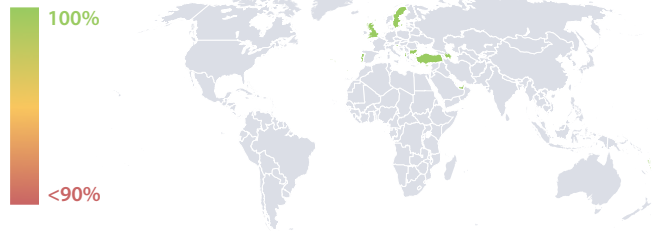
Progress achieved with regard to the continuous optimization of the data quality based on the LEI Issuer Total Data Quality Score.



### LEI Issuer Data Quality (●) against LEI Pool Average (■)



### Data Quality in Covered Countries



### Top 5 Failing Checks

	# Failed Records	Check description
<a href="#">C000243</a>	6	this LEI must not have any parent RR record in R...
<a href="#">C000146</a>	1	NextRenewalDate >= ContentDate and NextRen...
<a href="#">C000097</a>	1	LegalJurisdiction is either an ISO 3166-1 alpha-2...
<a href="#">C000076</a>	1	LegalAddress/Country is an ISO 3166-1 country ...
<a href="#">N/A</a>	N/A	N/A

### Data Quality Criteria

	Jul	Jun	# Checks	# Failed Records
Accuracy	100.00 %	100.00 %	7	0 (0 %)
Completeness	98.63 %	98.13 %	1	6 (1.36 %)
Comprehensiveness	100.00 %	100.00 %	2	0 (0 %)
Consistency	100.00 %	99.95 %	16	0 (0 %)
Currency	100.00 %	100.00 %	1	0 (0 %)
Integrity	100.00 %	100.00 %	15	0 (0 %)
Uniqueness	100.00 %	99.76 %	1	0 (0 %)
Validity	99.95 %	99.87 %	15	2 (0.45 %)

The Data Quality criteria is expected to contain 12 dimensions. Currently a subset of 8 criteria is implemented, to the detriment of the score, as they are averaged on all of them. This is expected to change, on a nonfixed timeline, to include all 12 dimensions.

## Quality Maturity Level



## Statistics

Totals	Values
Managed LEIs	439 (+2.57 %)
Active entities managed	439 (+2.57 %)
Inactive entities managed	0 (+/-0 %)
Covered countries	17 (+6.25 %)
New lapsed LEIs *	2 (-33.33 %)

Level 2 Info	Values
LEIs with LEI parent relationships	136 (+4.61 %)
LEIs with complete parent information	379 (+3.26 %)

Duplicates	Values
Total LEIs marked as duplicate **	0 (+/-0 %)
Duplicate percentage of managed LEIs	0 % (+/-0 %)

Challenges	Values
Challenges this month	0 (-100.00 %)
Duplicates found this month	0 (+/-0 %)
Updates to entity information this month	0 (+/-0 %)

Files	Values
No. of days per month with CDF-compliant file uploads	29 / 31 (+0.23 %)

\* Please see our Business Report [www.gleif.org/business-reports](http://www.gleif.org/business-reports) for detailed information around lapsed LEIs.

\*\* RegistrationStatus = DUPLICATE