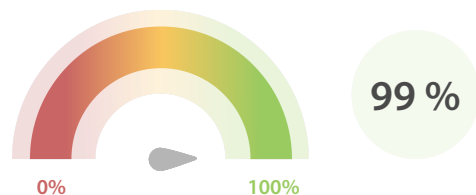


## Data Quality Scores

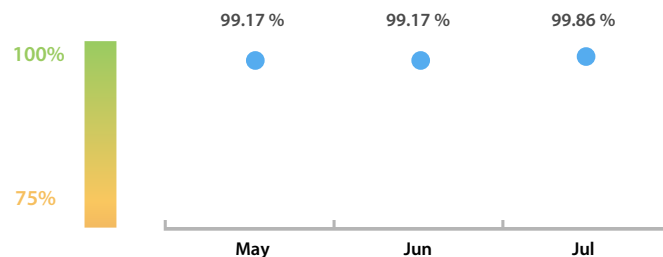
### LEI Issuer Total Data Quality Score

The LEI Issuer Total Data Quality Score is calculated as the equal weighted average of the 11 'Data Quality Criteria'.




### LEI Issuer Total Data Quality Score Trend

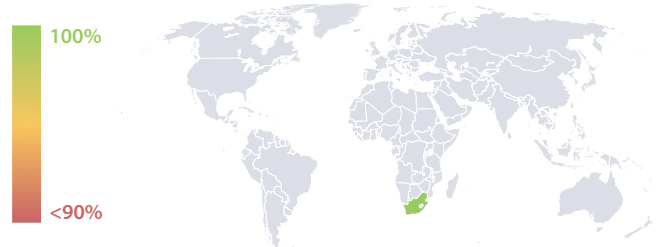
Progress achieved with regard to the continuous optimization of the data quality based on the LEI Issuer Total Data Quality Score.



### LEI Issuer Data Quality (●) against LEI Pool Average (■)



### Data Quality in Covered Countries



### Top 5 Failing Checks


	# Failed Records	Check description
<a href="#">C000291</a>	62	If the ultimate parent is public: The ultimate par...
<a href="#">C000243</a>	6	This LEI must not have any parent RR record in R...
<a href="#">C000289</a>	2	The same value is not found in HeadquartersAdd...
<a href="#">C000288</a>	2	The same value is not found in LegalAddress/Fir...
<a href="#">C000268</a>	1	A RelationshipPeriod with PeriodType DOCUMEN...

### Data Quality Criteria

	Jul	Jun	# Checks	# Failed Records
Accessibility	100.00 %	100.00 %	1	0 (0 %)
Accuracy	100.00 %	99.09 %	8	0 (0 %)
Completeness	99.24 %	99.37 %	3	8 (1.81 %)
Comprehensiveness	100.00 %	100.00 %	2	0 (0 %)
Consistency	99.32 %	98.77 %	21	62 (14.09 %)
Currency	100.00 %	100.00 %	1	0 (0 %)
Integrity	100.00 %	99.88 %	18	0 (0 %)
Provenance	100.00 %	93.91 %	1	0 (0 %)
Representation	100.00 %	100.00 %	2	0 (0 %)
Uniqueness	100.00 %	100.00 %	2	0 (0 %)
Validity	99.98 %	99.89 %	15	1 (0.22 %)

The Data Quality criteria is expected to contain 12 dimensions. Currently a subset of 11 criteria is implemented, to the detriment of the score, as they are averaged on all of them. This is expected to change, on a nonfixed timeline, to include all 12 dimensions.

## Quality Maturity Level



## Statistics

### Totals

Totals	Values
Managed LEIs	440 (+3.04 %)
Active entities managed	440 (+3.04 %)
Inactive entities managed	0 (+/- 0 %)
Covered countries	1 (+/- 0 %)
New lapsed LEIs *	14 (> 1000 %)

### Level 2 Info

Level 2 Info	Values
LEIs with LEI parent relationships	71 (+44.89 %)
LEIs with complete parent information	286 (+33.02 %)

### Duplicates

Duplicates	Values
Total LEIs marked as duplicate **	0 (+/- 0 %)
Duplicate percentage of managed LEIs	0 % (+/- 0 %)

### Challenges

Challenges	Values
Challenges this month	0 (+/- 0 %)
Duplicates found this month	0 (+/- 0 %)
Updates to entity information this month	0 (+/- 0 %)

### Files

Files	Values
No. of days per month with CDF-compliant file uploads	31 / 31 (+/- 0 %)

\* Please see our Business Report [www.gleif.org/business-reports](http://www.gleif.org/business-reports) for detailed information around lapsed LEIs.

\*\* RegistrationStatus = DUPLICATE