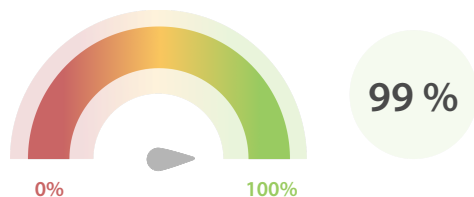


## Data Quality Scores

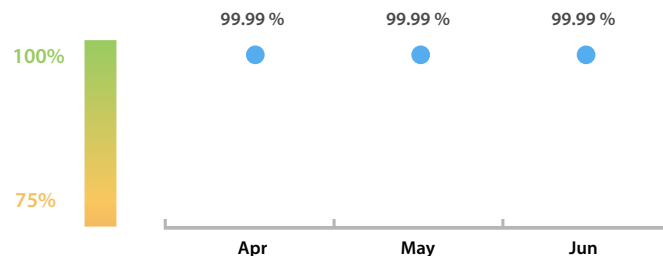
### LEI Issuer Total Data Quality Score

The LEI Issuer Total Data Quality Score is calculated as the equal weighted average of the 8 'Data Quality Criteria'.




### LEI Issuer Total Data Quality Score Trend

Progress achieved with regard to the continuous optimization of the data quality based on the LEI Issuer Total Data Quality Score.



### LEI Issuer Data Quality (●) against LEI Pool Average (■)



### Data Quality in Covered Countries



### Top 5 Failing Checks


	# Failed Records	Check description
<a href="#">C000153</a>	4	ContentDate >= LastUpdateDate >= InitialRegistrat...
<a href="#">C000243</a>	3	this LEI must not have any parent RR record in Re...
<a href="#">C000245</a>	1	LEI has exactly one record for ultimate parent and ...
<a href="#">N/A</a>	N/A	N/A
<a href="#">N/A</a>	N/A	N/A

### Data Quality Criteria

	Jun	May	# Checks	# Failed Records
Accuracy	100.00 %	100.00 %	7	0 (0 %)
Completeness	99.96 %	99.97 %	1	3 (0.03 %)
Comprehensiveness	100.00 %	99.99 %	2	0 (0 %)
Consistency	99.99 %	99.99 %	16	1 (0.01 %)
Currency	100.00 %	100.00 %	1	0 (0 %)
Integrity	99.99 %	99.98 %	15	4 (0.04 %)
Uniqueness	100.00 %	100.00 %	1	0 (0 %)
Validity	100.00 %	100.00 %	15	0 (0 %)

The Data Quality criteria is expected to contain 12 dimensions. Currently a subset of 8 criteria is implemented, to the detriment of the score, as they are averaged on all of them. This is expected to change, on a nonfixed timeline, to include all 12 dimensions.

## Quality Maturity Level



## Statistics

Totals	Values
Managed LEIs	8,299 (+21.15 %)
Active entities managed	8,297 (+21.15 %)
Inactive entities managed	2 (+/-0 %)
Covered countries	1 (+/-0 %)
New lapsed LEIs *	0 (+/-0 %)

Level 2 Info	Values
LEIs with LEI parent relationships	1,171 (+5.02 %)
LEIs with complete parent information	8,294 (+21.15 %)

Duplicates	Values
Total LEIs marked as duplicate **	0 (+/-0 %)
Duplicate percentage of managed LEIs	0 % (+/-0 %)

Challenges	Values
Challenges this month	0 (+/-0 %)
Duplicates found this month	0 (+/-0 %)
Updates to entity information this month	0 (+/-0 %)

Files	Values
No. of days per month with CDF-compliant file uploads	30 / 30 (+3.33 %)

\* Please see our Business Report [www.gleif.org/business-reports](http://www.gleif.org/business-reports) for detailed information around lapsed LEIs.

\*\* RegistrationStatus = DUPLICATE