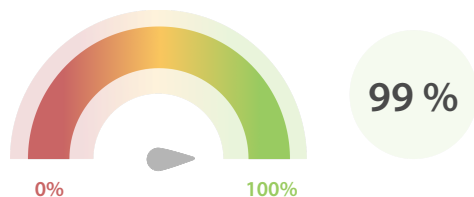


Data Quality Scores

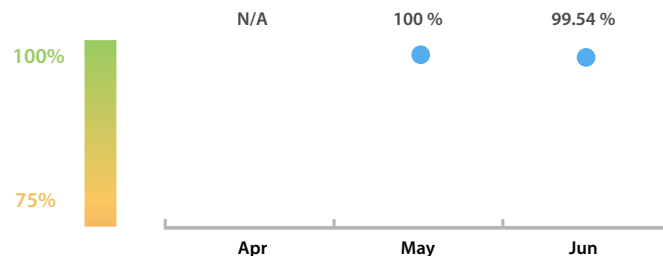
LEI Issuer Total Data Quality Score

The LEI Issuer Total Data Quality Score is calculated as the equal weighted average of the 8 'Data Quality Criteria'.

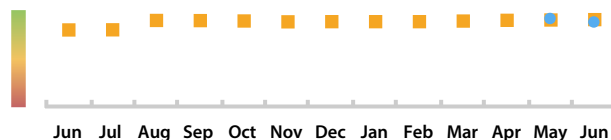


LEI Issuer Total Data Quality Score Trend

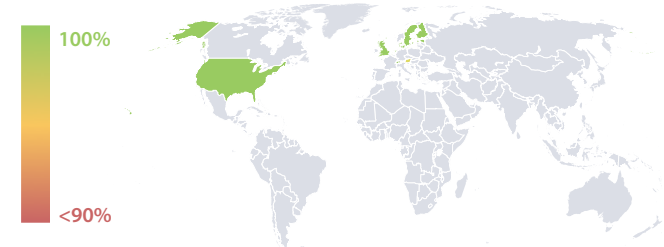
Progress achieved with regard to the continuous optimization of the data quality based on the LEI Issuer Total Data Quality Score.



LEI Issuer Data Quality (●) against LEI Pool Average (■)



Data Quality in Covered Countries



Top 5 Failing Checks


	# Failed Records	Check description
C000245	2	LEI has exactly one record for ultimate parent and ...
C000180	1	There is no repetition of the same LEI code with a ...
N/A	N/A	N/A
N/A	N/A	N/A
N/A	N/A	N/A

Data Quality Criteria

	Jun	May	# Checks	# Failed Records
Accuracy	100.00 %	100.00 %	7	0 (0 %)
Completeness	100.00 %	100.00 %	1	0 (0 %)
Comprehensiveness	100.00 %	100.00 %	2	0 (0 %)
Consistency	99.59 %	100.00 %	16	2 (6.45 %)
Currency	100.00 %	100.00 %	1	0 (0 %)
Integrity	100.00 %	100.00 %	15	0 (0 %)
Uniqueness	96.77 %	100.00 %	1	1 (3.22 %)
Validity	100.00 %	100.00 %	15	0 (0 %)

The Data Quality criteria is expected to contain 12 dimensions. Currently a subset of 8 criteria is implemented, to the detriment of the score, as they are averaged on all of them. This is expected to change, on a nonfixed timeline, to include all 12 dimensions.

Quality Maturity Level



Statistics

Totals

Totals	Values
Managed LEIs	31 (> 100 %)
Active entities managed	31 (> 100 %)
Inactive entities managed	0 (+/- 0 %)
Covered countries	10 (> 100 %)
New lapsed LEIs *	0 (+/- 0 %)

Level 2 Info

Level 2 Info	Values
LEIs with LEI parent relationships	0 (+/- 0 %)
LEIs with complete parent information	29 (> 100 %)

Duplicates

Duplicates	Values
Total LEIs marked as duplicate **	0 (+/- 0 %)
Duplicate percentage of managed LEIs	0 % (+/- 0 %)

Challenges

Challenges	Values
Challenges this month	0 (+/- 0 %)
Duplicates found this month	0 (+/- 0 %)
Updates to entity information this month	0 (+/- 0 %)

Files

Files	Values
No. of days per month with CDF-compliant file uploads	28 / 30 (+20.55 %)

* Please see our Business Report www.gleif.org/business-reports for detailed information around lapsed LEIs.

** RegistrationStatus = DUPLICATE