

# Kamer van Koophandel (KvK; Netherlands Chamber of Commerce)

## | Data Quality Report | June 2018

### Data Quality Scores

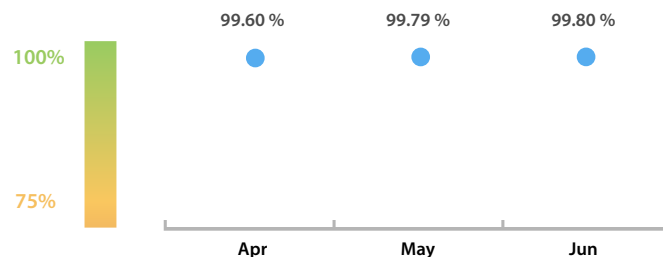
#### LEI Issuer Total Data Quality Score

The LEI Issuer Total Data Quality Score is calculated as the equal weighted average of the 8 'Data Quality Criteria'.

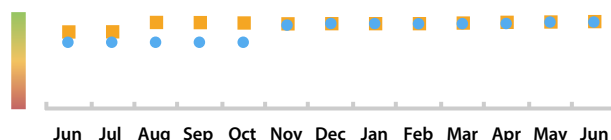


#### LEI Issuer Total Data Quality Score Trend

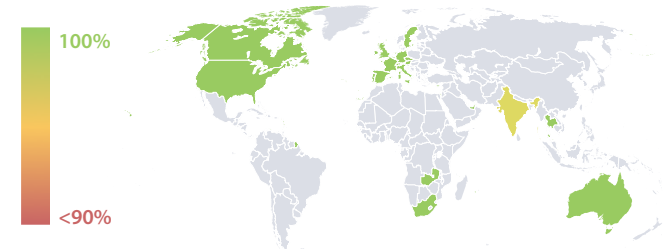
Progress achieved with regard to the continuous optimization of the data quality based on the LEI Issuer Total Data Quality Score.



#### LEI Issuer Data Quality (●) against LEI Pool Average (■)



#### Data Quality in Covered Countries



#### Data Quality Criteria


	Jun	May	# Checks	# Failed Records
Accuracy	100.00 %	100.00 %	7	0 (0 %)
Completeness	99.73 %	99.74 %	1	240 (0.26 %)
Comprehensiveness	100.00 %	100.00 %	2	0 (0 %)
Consistency	98.72 %	98.65 %	16	18,186 (20.30 %)
Currency	100.00 %	100.00 %	1	0 (0 %)
Integrity	100.00 %	100.00 %	15	0 (0 %)
Uniqueness	100.00 %	100.00 %	1	0 (0 %)
Validity	99.99 %	99.99 %	15	1 (< 0.01 %)

The Data Quality criteria is expected to contain 12 dimensions. Currently a subset of 8 criteria is implemented, to the detriment of the score, as they are averaged on all of them. This is expected to change, on a nonfixed timeline, to include all 12 dimensions.

#### Top 5 Failing Checks

	# Failed Records	Check description
<a href="#">C000245</a>	18,080	LEI has exactly one record for ultimate parent and ...
<a href="#">C000243</a>	240	this LEI must not have any parent RR record in Re...
<a href="#">C000250</a>	106	ValidationReference element MUST contain a URL.
<a href="#">C000249</a>	106	ValidationReference contains valid text content.
<a href="#">C000146</a>	1	NextRenewalDate >= ContentDate and NextRenew...

### Quality Maturity Level



### Statistics

Totals	Values
Managed LEIs	89,576 (+0.79 %)
Active entities managed	88,310 (+0.73 %)
Inactive entities managed	1,266 (+5.50 %)
Covered countries	33 (+/- 0 %)
New lapsed LEIs *	151 (-8.48 %)

Level 2 Info	Values
LEIs with LEI parent relationships	1,084 (+10.49 %)
LEIs with complete parent information	66,457 (+2.51 %)

Duplicates	Values
Total LEIs marked as duplicate **	14 (+16.66 %)
Duplicate percentage of managed LEIs	< 1 % (+15.74 %)

Challenges	Values
Challenges this month	8 (> 1000 %)
Duplicates found this month	1 (> 1000 %)
Updates to entity information this month	0 (+/- 0 %)

Files	Values
No. of days per month with CDF-compliant file uploads	29 / 30 (-3.33 %)

\* Please see our Business Report [www.gleif.org/business-reports](http://www.gleif.org/business-reports) for detailed information around lapsed LEIs.

\*\* RegistrationStatus = DUPLICATE