

Data Quality Scores

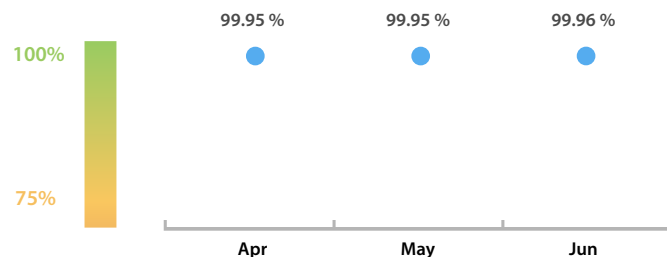
LEI Issuer Total Data Quality Score

The LEI Issuer Total Data Quality Score is calculated as the equal weighted average of the 11 'Data Quality Criteria'.




LEI Issuer Total Data Quality Score Trend

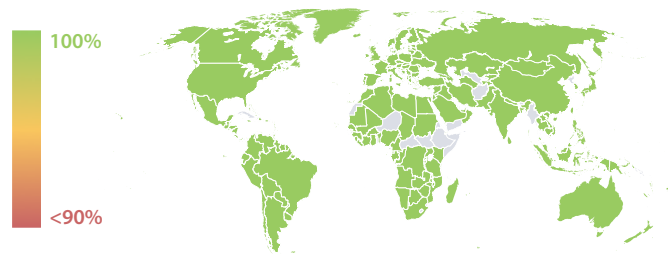
Progress achieved with regard to the continuous optimization of the data quality based on the LEI Issuer Total Data Quality Score.



LEI Issuer Data Quality (●) against LEI Pool Average (■)



Data Quality in Covered Countries



Top 5 Failing Checks


	# Failed Records	Check description
C000291	7,962	If the ultimate parent is public: The ultimate par...
C000282	1,659	The Legal Form in the name, matches the ELF C...
C000243	1,379	This LEI must not have any parent RR record in R...
C000146	167	NextRenewalDate >= ContentDate and NextRen...
C000276	163	RegistrationAuthorityEntityID is in an expected f...

Data Quality Criteria

	Jun	May	# Checks	# Failed Records
Accessibility	100.00 %	100.00 %	1	0 (0 %)
Accuracy	100.00 %	100.00 %	8	0 (0 %)
Completeness	99.89 %	99.89 %	3	1,420 (0.32 %)
Comprehensiveness	100.00 %	100.00 %	2	0 (0 %)
Consistency	99.91 %	99.89 %	21	7,964 (1.81 %)
Currency	99.98 %	99.98 %	1	78 (0.01 %)
Integrity	99.99 %	99.99 %	18	2 (< 0.01 %)
Provenance	99.79 %	99.80 %	2	1,822 (0.41 %)
Representation	100.00 %	100.00 %	2	0 (0 %)
Uniqueness	99.99 %	99.99 %	2	7 (< 0.01 %)
Validity	99.99 %	99.99 %	15	225 (0.05 %)

The Data Quality criteria is expected to contain 12 dimensions. Currently a subset of 11 criteria is implemented, to the detriment of the score, as they are averaged on all of them. This is expected to change, on a nonfixed timeline, to include all 12 dimensions.

Quality Maturity Level



Statistics

Totals

Totals	Values
Managed LEIs	438,086 (+0.73 %)
Active entities managed	429,773 (+0.66 %)
Inactive entities managed	8,313 (+4.21 %)
Covered countries	208 (+0.48 %)
New lapsed LEIs *	4,150 (+4.21 %)

Level 2 Info

Level 2 Info	Values
LEIs with LEI parent relationships	45,691 (+0.59 %)
LEIs with complete parent information	328,653 (+0.95 %)

Duplicates

Duplicates	Values
Total LEIs marked as duplicate **	2,334 (+2.86 %)
Duplicate percentage of managed LEIs	< 1 % (+2.11 %)

Challenges

Challenges	Values
Challenges this month	124 (-20.00 %)
Duplicates found this month	52 (> 100 %)
Updates to entity information this month	65 (+25.00 %)

Files

Files	Values
No. of days per month with CDF-compliant file uploads	30 / 30 (+/- 0 %)

* Please see our Business Report www.gleif.org/business-reports for detailed information around lapsed LEIs.

** RegistrationStatus = DUPLICATE