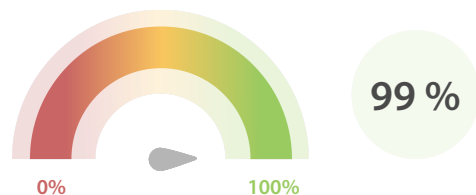


Data Quality Scores

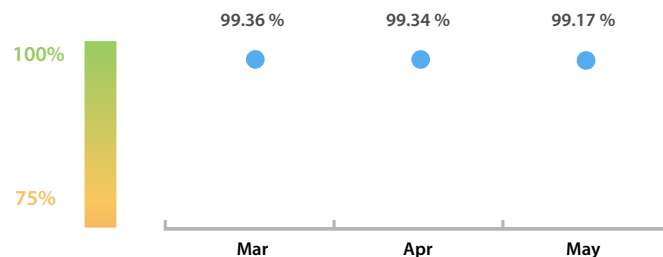
LEI Issuer Total Data Quality Score

The LEI Issuer Total Data Quality Score is calculated as the equal weighted average of the 11 'Data Quality Criteria'.




LEI Issuer Total Data Quality Score Trend

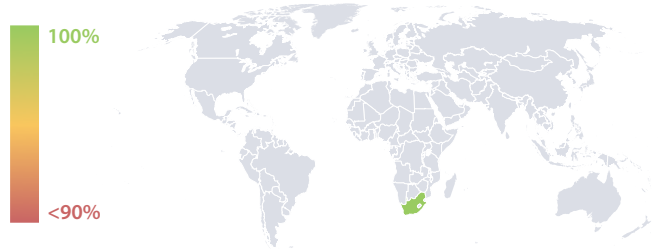
Progress achieved with regard to the continuous optimization of the data quality based on the LEI Issuer Total Data Quality Score.



LEI Issuer Data Quality (●) against LEI Pool Average (■)



Data Quality in Covered Countries



Top 5 Failing Checks

	# Failed Records	Check description
C000291	81	If the ultimate parent is public: The ultimate par...
C000282	49	The Legal Form in the name, matches the ELF C...
C000272	32	It is different from LegalName.
C000245	29	LEI has exactly one record for ultimate parent a...
C000285	9	The RelationshipType is IS_INTERNATIONAL_BRA...

Data Quality Criteria

	May	Apr	# Checks	# Failed Records
Accessibility	100.00 %	100.00 %	1	0 (0 %)
Accuracy	99.05 %	99.85 %	8	32 (7.58 %)
Completeness	99.28 %	99.20 %	3	7 (1.65 %)
Comprehensiveness	100.00 %	100.00 %	2	0 (0 %)
Consistency	98.61 %	98.21 %	21	100 (23.69 %)
Currency	100.00 %	100.00 %	1	0 (0 %)
Integrity	99.88 %	99.88 %	18	9 (2.13 %)
Provenance	94.19 %	95.70 %	2	49 (11.61 %)
Representation	100.00 %	100.00 %	2	0 (0 %)
Uniqueness	100.00 %	100.00 %	2	0 (0 %)
Validity	99.88 %	99.88 %	15	4 (0.94 %)

The Data Quality criteria is expected to contain 12 dimensions. Currently a subset of 11 criteria is implemented, to the detriment of the score, as they are averaged on all of them. This is expected to change, on a nonfixed timeline, to include all 12 dimensions.

Quality Maturity Level



Statistics

Totals	Values
Managed LEIs	422 (+0.71 %)
Active entities managed	422 (+0.71 %)
Inactive entities managed	0 (+/- 0 %)
Covered countries	1 (+/- 0 %)
New lapsed LEIs *	1 (-50.00 %)

Level 2 Info	Values
LEIs with LEI parent relationships	48 (+4.34 %)
LEIs with complete parent information	228 (-11.28 %)

Duplicates	Values
Total LEIs marked as duplicate **	0 (+/- 0 %)
Duplicate percentage of managed LEIs	0 % (+/- 0 %)

Challenges	Values
Challenges this month	0 (-100.00 %)
Duplicates found this month	0 (+/- 0 %)
Updates to entity information this month	1 (-50.00 %)

Files	Values
No. of days per month with CDF-compliant file uploads	31 / 31 (+/- 0 %)

* Please see our Business Report www.gleif.org/business-reports for detailed information around lapsed LEIs.

** RegistrationStatus = DUPLICATE