

## Data Quality Scores

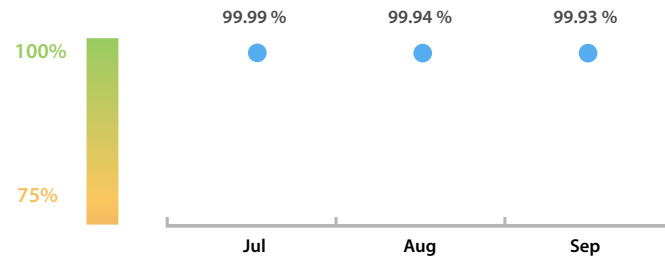
### LEI Issuer Total Data Quality Score

The LEI Issuer Total Data Quality Score is calculated as the equal weighted average of the 11 'Data Quality Criteria'.




### LEI Issuer Total Data Quality Score Trend

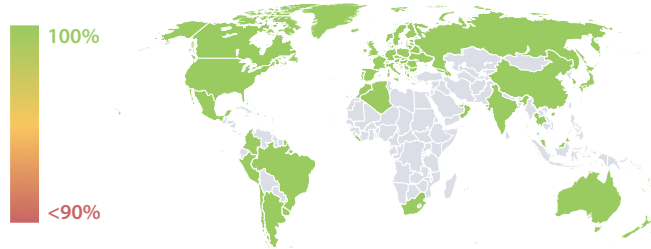
Progress achieved with regard to the continuous optimization of the data quality based on the LEI Issuer Total Data Quality Score.



### LEI Issuer Data Quality (●) against LEI Pool Average (■)



### Data Quality in Covered Countries



### Top 5 Failing Checks

	# Failed Records	Check description
<a href="#">C000282</a>	213	The Legal Form in the name, matches the ELF C...
<a href="#">C000276</a>	29	RegistrationAuthorityEntityID is in an expected f...
<a href="#">C000180</a>	23	There is no repetition of the same LEI code with ...
<a href="#">C000291</a>	22	If the ultimate parent is public: The ultimate par...
<a href="#">C000289</a>	1	The same value is not found in HeadquartersAdd...

### Data Quality Criteria

	Sep	Aug	# Checks	# Failed Records
Accessibility	100.00 %	100.00 %	1	0 (0 %)
Accuracy	100.00 %	100.00 %	8	0 (0 %)
Completeness	99.99 %	100.00 %	3	1 (< 0.01 %)
Comprehensiveness	100.00 %	100.00 %	2	0 (0 %)
Consistency	99.99 %	99.99 %	21	22 (0.11 %)
Currency	100.00 %	100.00 %	1	0 (0 %)
Integrity	100.00 %	100.00 %	18	0 (0 %)
Provenance	99.39 %	99.43 %	2	241 (1.21 %)
Representation	100.00 %	100.00 %	2	0 (0 %)
Uniqueness	99.94 %	99.95 %	2	23 (0.11 %)
Validity	100.00 %	100.00 %	15	0 (0 %)

The Data Quality criteria is expected to contain 12 dimensions. Currently a subset of 11 criteria is implemented, to the detriment of the score, as they are averaged on all of them. This is expected to change, on a nonfixed timeline, to include all 12 dimensions.

## Quality Maturity Level

		■ Sep: 1.99
		■ Aug: 1.99
		■ Jul: 1.99
L1 Required quality	L2 Expected quality	L3 Excellent quality

## Statistics

Totals	Values
Managed LEIs	19,896 (+11.26 %)
Active entities managed	19,881 (+11.20 %)
Inactive entities managed	15 (> 100 %)
Covered countries	100 (+/- 0 %)
New lapsed LEIs *	1 (> 1000 %)

Level 2 Info	Values
LEIs with LEI parent relationships	410 (+6.77 %)
LEIs with complete parent information	19,830 (+11.20 %)

Duplicates	Values
Total LEIs marked as duplicate **	40 (+11.11 %)
Duplicate percentage of managed LEIs	< 1 % (-0.14 %)

Challenges	Values
Challenges this month	9 (-30.76 %)
Duplicates found this month	3 (-62.50 %)
Updates to entity information this month	3 (> 100 %)

Files	Values
No. of days per month with CDF-compliant file uploads	30 / 30 (+/- 0 %)

\* Please see our Business Report [www.gleif.org/business-reports](http://www.gleif.org/business-reports) for detailed information around lapsed LEIs.

\*\* RegistrationStatus = DUPLICATE