

Summary

Key Metrics

99.99

Average Total Data Quality Score (TDQS)

○ +/-0

compared to the previous month

77%

Days, LEI Issuer Achieving Maturity Level 2

▼ 0%

compared to the previous month

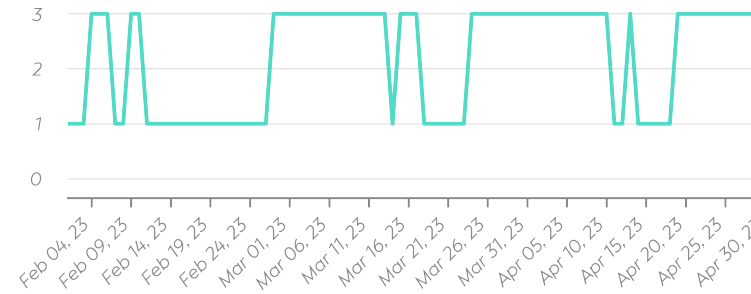
2 days

Average Days to Close a Challenge

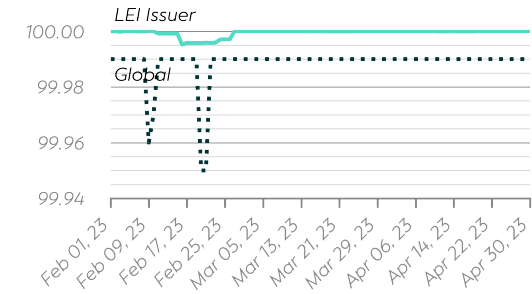
▼ +2 days

compared to the previous month

Maturity Level Trend

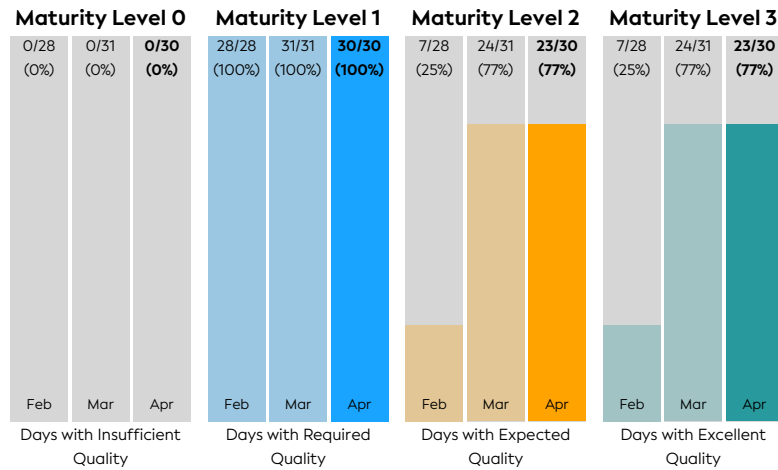


Total Data Quality Score Trend



Details

Maturity Level Performance



Data Quality World Map



Data Quality Criteria

Quality Criterion (No. of Checks)	Data Quality Score (DQS) Trend (Feb - Apr)	Avg. DQS	Avg. Number of Check Failures
Accessibility (10)		100.00	0 (0.00%)
Accuracy (9)		100.00	0 (0.00%)
Completeness (7)		99.99	<1 (<0.01%)
Comprehensiveness (8)		100.00	0 (0.00%)
Consistency (21)		100.00	0 (0.00%)
Currency (1)		100.00	0 (0.00%)
Integrity (19)		100.00	0 (0.00%)
Provenance (9)		100.00	0 (0.00%)
Representation (6)		100.00	0 (0.00%)
Timeliness (2)		100.00	0 (0.00%)
Uniqueness (6)		99.99	<1 (<0.01%)
Validity (19)		100.00	0 (0.00%)

Top 5 Failing Checks

Check ID	Avg. Number of Check Failures	Maturity Level	Quality Criterion
CO00180	<1 (-26.17%)	Expected	Uniqueness
CO00243	<1 (-)	Expected	Completeness
N/A	- (-)	-	-
N/A	- (-)	-	-
N/A	- (-)	-	-

Statistics

Totals	Values
Total LEI Records	57,321 (+1.85%)
Active Entities Managed	56,285 (+1.86%)
New Issued LEIs	1,140 (-21.97%)
Renewed LEIs	3,402 (-22.59%)
Lapsed LEIs	7,417 (+4.33%)
Countries	1 (+/-0.00%)
LEIs with	Values
Parent Relationships	4,606 (+0.30%)
Complete Parent Information	56,812 (+1.86%)
Fund Relationships	1,422 (+1.72%)
Marked Duplicates	Values
Total LEIs	25 (+212.50%)
Total LEIs in Percentage	<1% (+207.04%)
New Marked LEIs	17 (-)
Challenges	Values
New Challenges	26 (+550.00%)
Closed Challenges	23 (+666.67%)
Closed Challenges with Update	3 (-)
Avg. Days to Close a Challenge	2 (+518.47%)
Files	Values
No. of Days per Month with CDF-Compliant File Uploads	30 (+/-0.00%)