

Global LEI Data Quality Report | April 2024



Summary

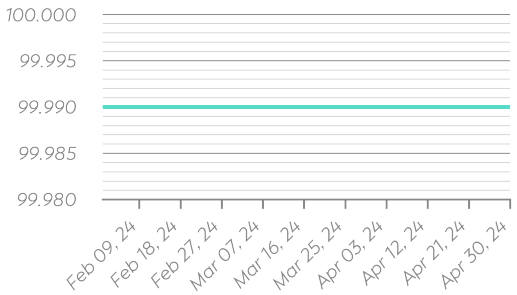
Key Metrics

- 99.99** ● +/-0
Average Total Data Quality Score (TDQS) compared to the previous month
- 53%** ▼ -8%
LEI Issuers Achieving Maturity Level 2 compared to the previous month
- 28 days** ▲ -5 days
Average Days to Close a Challenge compared to the previous month

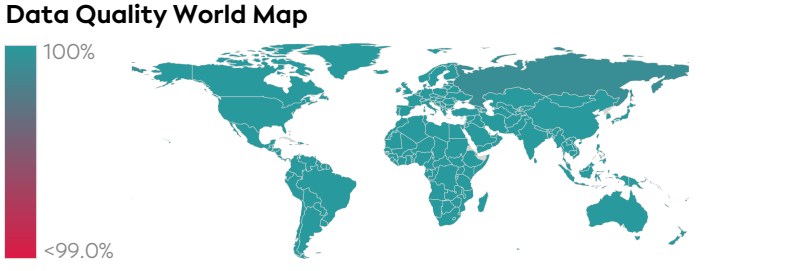
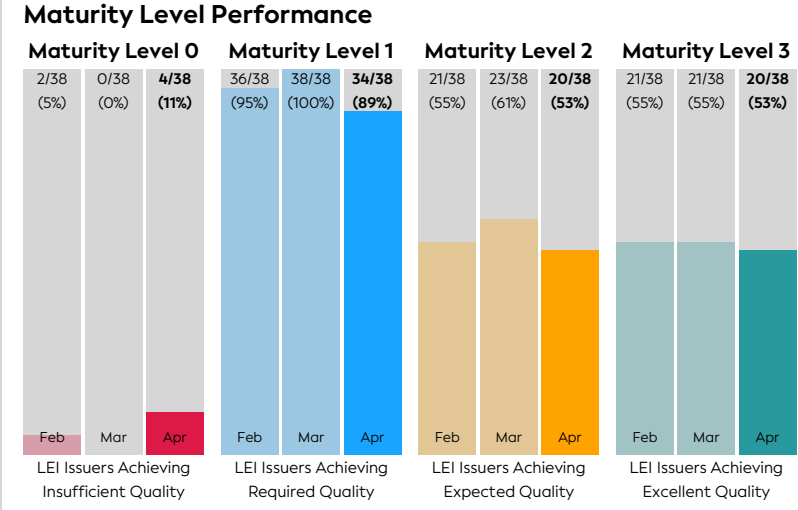
Highlights

In April, the Total Data Quality Score remained consistent at 99.99%, reflecting continuous performance in maintaining high data standards. The report also indicates an enhancement in Accessibility and Representation quality criteria. The number of LEI issuers achieving Required, Expected, and Excellent Data Quality slightly decreased compared to the previous reporting period. Additionally, the Average Days to Close a Challenge has improved to 28 days over the past month.

Total Data Quality Score Trend



Details



Data Quality Criteria

Quality Criterion (No. of Checks)	Data Quality Score (DQS) Trend (Feb - Apr)	Avg. DQS	Avg. Number of Check Failures
Accessibility (11)		100.00	0 (0.00%)
Accuracy (12)		99.99	19 (<0.01%)
Completeness (9)		99.99	7 (<0.01%)
Comprehensiveness (10)		99.99	4 (<0.01%)
Consistency (23)		99.99	28 (<0.01%)
Currency (1)		99.99	<1 (<0.01%)
Integrity (23)		99.99	1 (<0.01%)
Provenance (10)		99.99	17 (<0.01%)
Representation (7)		99.97	9 (<0.01%)
Timeliness (2)		99.99	<1 (<0.01%)
Uniqueness (7)		99.99	4 (<0.01%)
Validity (27)		99.99	5 (<0.01%)

Statistics

Totals	Values
Total LEI Records	2,620,221 (+0.83%)
Active Entities Managed	2,480,334 (+0.72%)
New Issued LEIs	21,544 (-9.30%)
Renewed LEIs	91,917 (-7.26%)
Lapsed LEIs	1,014,265 (+0.29%)
Countries	231 (+/-0.00%)
LEI Issuers	38 (+/-0.00%)

LEIs with	Values
Parent Relationships	125,937 (+0.33%)
Complete Parent Information	2,415,495 (+0.84%)
Fund Relationships	132,845 (+0.47%)

Marked Duplicates	Values
Total LEIs	5,778 (+1.26%)
Total LEIs in Percentage	<1% (+0.41%)
New Marked LEIs	72 (+35.85%)

Challenges	Values
New Challenges	4,662 (+74.93%)
Closed Challenges	3,879 (+11.47%)
Closed Challenges with Update	2,201 (+8.42%)
Avg. Days to Close a Challenge	28 (-14.09%)

Top 5 Failing Checks

Check ID	Avg. Number of Check Failures	No. of LEI Issuers	LEI Issuers with Highest Failure Ratio
C000402	15 (+87.50%)	2	EQS
C000291	9 (-10.00%)	9	EQS
C000253	8 (+/-0.00%)	13	NSD, Russia
C000429	7 (-46.15%)	3	EQS
C000243	6 (-25.00%)	10	EQS

DISCLAIMER: All figures of this Global LEI Data Quality Report are derived from the following sources: 1) concatenated source files provided by the LEI Issuers 2) daily Data Quality Reports and 3) challenges managed via GLEIF's Challenge Facility. The information mentioned in 1) to 3) relate to the reporting period in scope. The Data Quality Rule Setting used for the generation of this report includes all Data Quality Checks corresponding version(s) that have been effective throughout the reporting period. While every care has been taken in the compilation of this information, GLEIF will not be held responsible for any loss, damage, or inconvenience caused by inaccuracy or error within the Global LEI Data Quality Report. The text and graphic content of the Global LEI Data Quality Report may be used, printed, and distributed ONLY with the copyright information displayed (© Copyright Global Legal Entity Identifier Foundation (GLEIF)).