

Tunisie Clearing

Data Quality Report | April 2024



Summary

Key Metrics

100.00

Average Total Data Quality Score (TDQS)

● +/- 0

compared to the previous month

100%

Days, LEI Issuer Achieving Maturity Level 2

● +/- 0

compared to the previous month

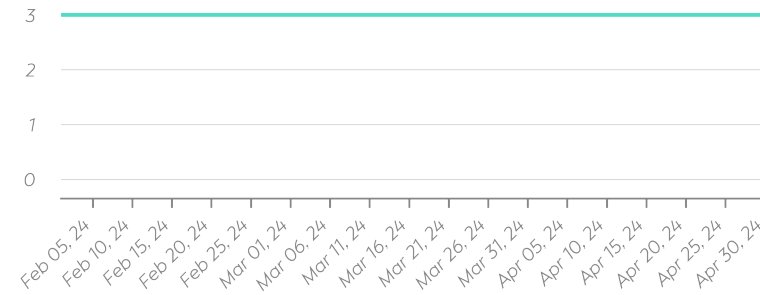
N/A

Average Days to Close a Challenge

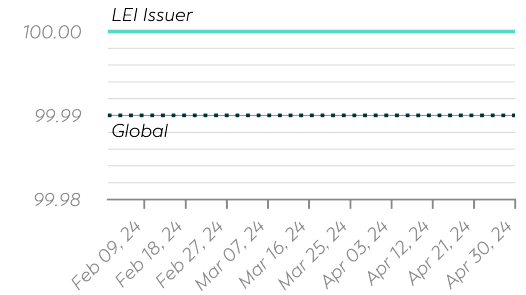
N/A

compared to the previous month

Maturity Level Trend

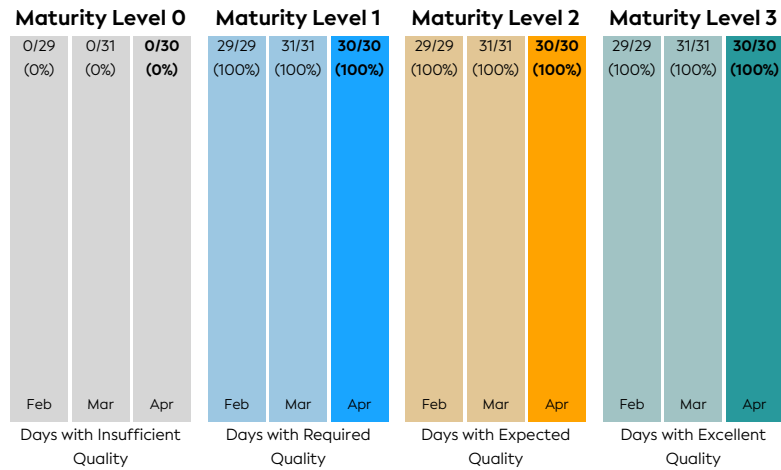


Total Data Quality Score Trend

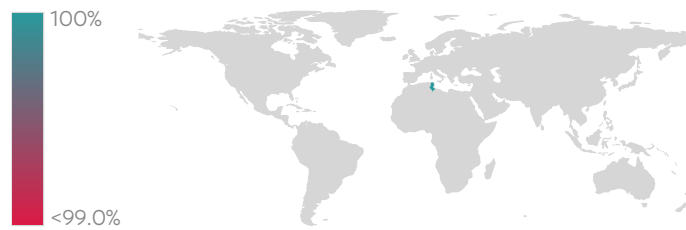


Details

Maturity Level Performance



Data Quality World Map



Data Quality Criteria

Quality Criterion (No. of Checks)	Data Quality Score (DQS) Trend (Feb - Apr)	Avg. DQS	Avg. Number of Check Failures
Accessibility (11)	100.00	100.00	0 (0.00%)
Accuracy (12)	100.00	100.00	0 (0.00%)
Completeness (9)	100.00	100.00	0 (0.00%)
Comprehensiveness (10)	100.00	100.00	0 (0.00%)
Consistency (23)	100.00	100.00	0 (0.00%)
Currency (1)	100.00	100.00	0 (0.00%)
Integrity (23)	100.00	100.00	0 (0.00%)
Provenance (10)	-	-	- (-)
Representation (7)	100.00	100.00	0 (0.00%)
Timeliness (2)	100.00	100.00	0 (0.00%)
Uniqueness (7)	100.00	100.00	0 (0.00%)
Validity (27)	100.00	100.00	0 (0.00%)

Statistics

Totals	Values
Total LEI Records	62 (+/-0.00%)
Active Entities Managed	62 (+/-0.00%)
New Issued LEIs	0 (+/-0.00%)
Renewed LEIs	1 (-50.00%)
Lapsed LEIs	2 (+/-0.00%)
Countries	1 (+/-0.00%)
LEIs with	Values
Parent Relationships	17 (+/-0.00%)
Complete Parent Information	62 (+/-0.00%)
Fund Relationships	0 (+/-0.00%)
Marked Duplicates	Values
Total LEIs	0 (+/-0.00%)
Total LEIs in Percentage	0% (+/-0.00%)
New Marked LEIs	0 (+/-0.00%)
Challenges	Values
New Challenges	0 (+/-0.00%)
Closed Challenges	0 (+/-0.00%)
Closed Challenges with Update	0 (+/-0.00%)
Avg. Days to Close a Challenge	- (-)
Files	Values
No. of Days per Month with CDF-Compliant File Uploads	21 (-30.00%)

Top 5 Failing Checks

Check ID	Avg. Number of Check Failures	Maturity Level	Quality Criterion
N/A	- (-)	-	-
N/A	- (-)	-	-
N/A	- (-)	-	-
N/A	- (-)	-	-
N/A	- (-)	-	-