

Global LEI Data Quality Report | April 2026



Summary

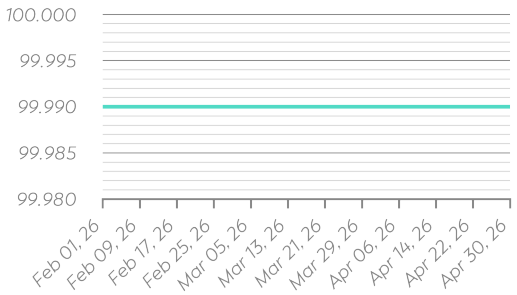
Key Metrics

- 99.99** ● +/-0
Average Total Data Quality Score (TDQS) compared to the previous month
- 59%** ▲ +5%
LEI Issuers Achieving Maturity Level 2 compared to the previous month
- 4 days** ● +/-0 days
Average Days to Close a Challenge compared to the previous month

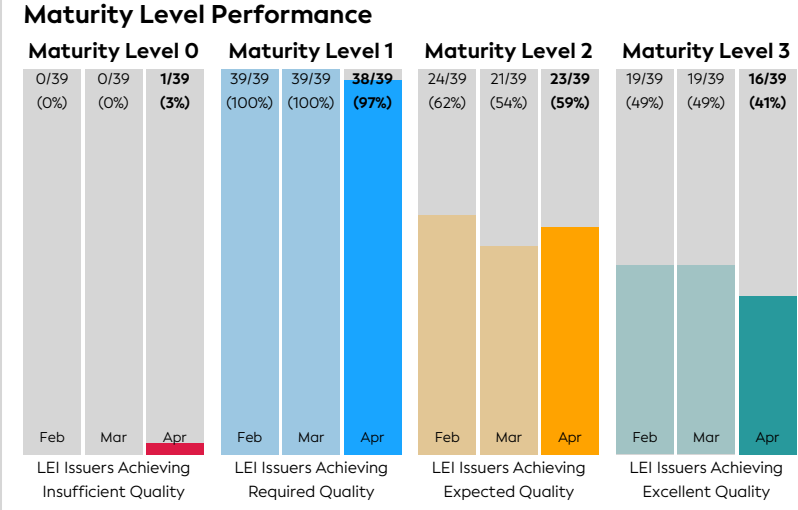
Highlights

GLEIF AI Search is designed to make trusted information more accessible, understandable, and actionable in an increasingly fast-moving global economy. By bringing together data from four trusted sources, including APIs, databases, documents, and web pages, it reduces the effort required to navigate complex information across multiple access points. It also creates a scalable foundation to add more sources in the future. This enables users to obtain reliable answers more efficiently, supports better-informed decision-making, and allows external AI solutions to benefit from GLEIF's ecosystem. Read more in our latest "Metric in Motion" blog.

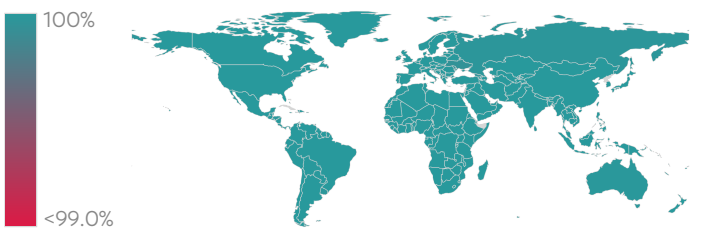
Total Data Quality Score Trend



Details



Data Quality World Map



Data Quality Criteria

Quality Criterion (No. of Checks)	Data Quality Score (DQS) Trend (Feb - Apr)	Avg. DQS	Avg. Number of Check Failures
Accessibility (13)		99.99	11 (<0.01%)
Accuracy (21)		99.99	66 (<0.01%)
Completeness (11)		99.99	28 (<0.01%)
Comprehensiveness (14)		99.99	10 (<0.01%)
Consistency (27)		99.99	53 (<0.01%)
Currency (2)		99.99	<1 (<0.01%)
Integrity (30)		99.98	75 (<0.01%)
Provenance (11)		99.99	330 (<0.01%)
Representation (17)		99.99	71 (<0.01%)
Timeliness (2)		100.00	0 (0.00%)
Uniqueness (8)		99.99	3 (<0.01%)
Validity (37)		99.99	18 (<0.01%)

Top 5 Failing Checks

Check ID	Avg. Number of Check Failures	No. of LEI Issuers	LEI Issuers with Highest Failure Ratio
CO00276	163 (+24.43%)	3	EQS
CO00346	163 (+24.43%)	3	EQS
CO00283	49 (> +1,000%)	3	EQS
CO00438	37 (+15.62%)	17	EQS
CO00402	28 (-22.22%)	2	EQS

Statistics

Totals	Values
Total LEI Records	3,295,638 (+0.90%)
Active Entities Managed	3,049,059 (+0.87%)
New Issued LEIs	29,282 (-16.84%)
Renewed LEIs	124,140 (-6.50%)
Lapsed LEIs	1,159,671 (+0.77%)
Countries	235 (-0.42%)
LEI Issuers	39 (+/-0.00%)

LEIs with	Values
Parent Relationships	137,808 (+0.37%)
Complete Parent Information	3,082,935 (+1.01%)
Fund Relationships	156,988 (+0.86%)

Marked Duplicates	Values
Total LEIs	6,393 (+0.38%)
Total LEIs in Percentage	<1% (-0.51%)
New Marked LEIs	24 (-22.58%)

Challenges	Values
New Challenges	3,549 (-15.92%)
Closed Challenges	3,643 (-8.83%)
Closed Challenges with Update	2,112 (-13.44%)
Avg. Days to Close a Challenge	4 (-2.41%)

DISCLAIMER: All figures of this Global LEI Data Quality Report are derived from the following sources: 1) concatenated source files provided by the LEI Issuers 2) daily Data Quality Reports and 3) challenges managed via GLEIF's Challenge Facility. The information mentioned in 1) to 3) relate to the reporting period in scope. The Data Quality Rule Setting used for the generation of this report includes all Data Quality Checks corresponding version(s) that have been effective throughout the reporting period. While every care has been taken in the compilation of this information, GLEIF will not be held responsible for any loss, damage, or inconvenience caused by inaccuracy or error within the Global LEI Data Quality Report. The text and graphic content of the Global LEI Data Quality Report may be used, printed, and distributed ONLY with the copyright information displayed (© Copyright Global Legal Entity Identifier Foundation (GLEIF)).