

London Stock Exchange

Data Quality Report | April 2026



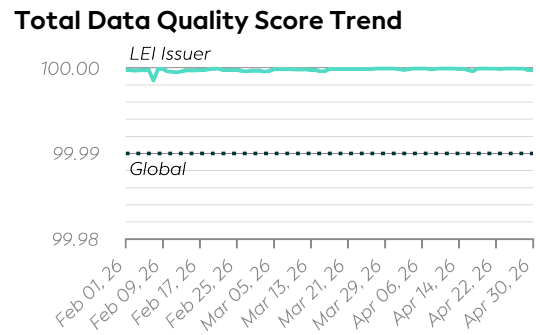
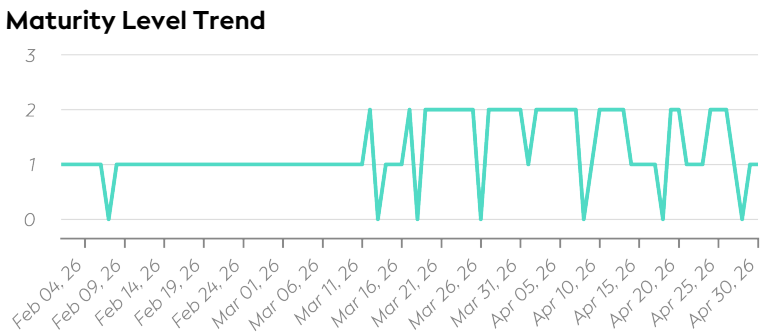
Summary

Key Metrics

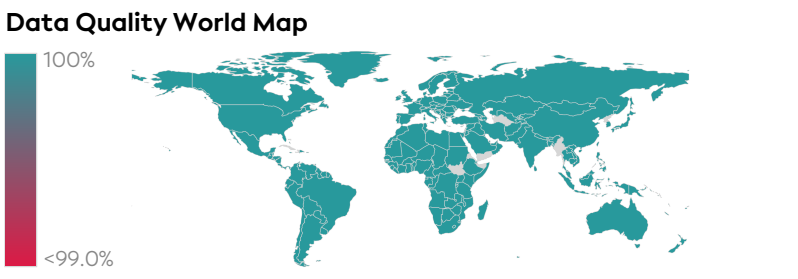
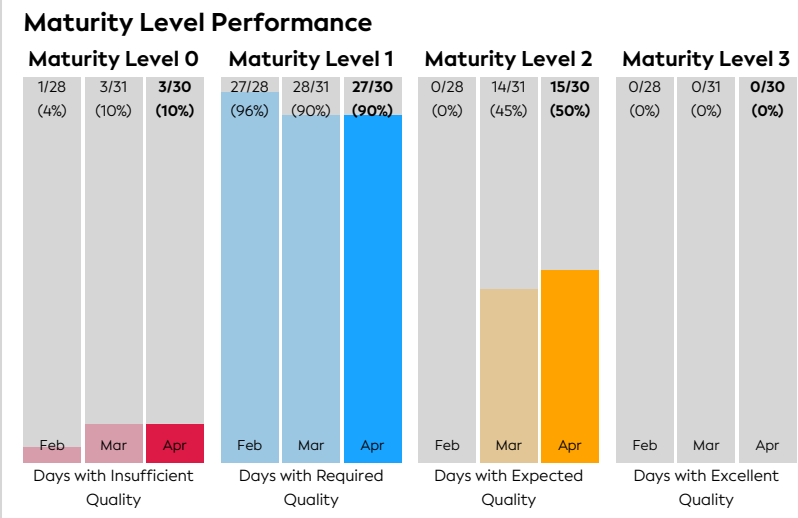
99.99 ● +/-0
Average Total Data Quality Score (TDQS) compared to the previous month

50% ▲ +5%
Days, LEI Issuer Achieving Maturity Level 2 compared to the previous month

6 days ▼ +2 days
Average Days to Close a Challenge compared to the previous month



Details



Data Quality Criteria

Quality Criterion (No. of Checks)	Data Quality Score (DQS) Trend (Feb - Apr)	Avg. DQS	Avg. Number of Check Failures
Accessibility (13)		100.00	0 (0.00%)
Accuracy (21)		100.00	0 (0.00%)
Completeness (11)		99.99	<1 (<0.01%)
Comprehensiveness (14)		100.00	0 (0.00%)
Consistency (27)		99.99	1 (<0.01%)
Currency (2)		100.00	0 (0.00%)
Integrity (30)		99.99	<1 (<0.01%)
Provenance (11)		99.99	<1 (<0.01%)
Representation (17)		99.99	<1 (<0.01%)
Timeliness (2)		100.00	0 (0.00%)
Uniqueness (8)		99.99	<1 (<0.01%)
Validity (37)		99.99	2 (<0.01%)

Top 5 Failing Checks

Check ID	Avg. Number of Check Failures	Maturity Level	Quality Criterion
C000382	2 (+/-0.00%)	Excellent	Validity
C000253	<1 (+23.01%)	Expected	Consistency
C000180	<1 (-)	Expected	Uniqueness
C000476	<1 (+106.61%)	Excellent	Integrity
C000438	<1 (-91.66%)	Excellent	Integrity

Statistics

Totals	Values
Total LEI Records	295,561 (+0.26%)
Active Entities Managed	261,828 (+0.18%)
New Issued LEIs	862 (-19.51%)
Renewed LEIs	5,771 (-17.07%)
Lapsed LEIs	155,593 (+0.16%)
Countries	220 (+/-0.00%)

LEIs with	Values
Parent Relationships	20,740 (-0.25%)
Complete Parent Information	263,587 (+0.28%)
Fund Relationships	18,270 (+0.33%)

Marked Duplicates	Values
Total LEIs	1,563 (+0.13%)
Total LEIs in Percentage	<1% (-0.13%)
New Marked LEIs	2 (-50.00%)

Challenges	Values
New Challenges	381 (-30.98%)
Closed Challenges	386 (-26.48%)
Closed Challenges with Update	337 (-30.37%)
Avg. Days to Close a Challenge	6 (+33.05%)

Files	Values
No. of Days per Month with CDF-Compliant File Uploads	30 (+/-0.00%)

DISCLAIMER: All figures of this LEI Data Quality Report are derived from these sources: 1) concatenated source files provided by this LEI Issuer 2) daily Data Quality Reports assigned to this LEI Issuer and 3) challenges managed via GLEIF's Challenge Facility by this LEI Issuer. The sources mentioned in 1) to 3) relate to the reporting period in scope. The Data Quality Rule Setting used for the generation of this report includes all Data Quality Checks corresponding version(s) that have been effective throughout the reporting period. While every care has been taken in the compilation of this information, GLEIF will not be held responsible for any loss, damage, or inconvenience caused by inaccuracy or error within the LEI Data Quality Report. The text and graphic content of the LEI Data Quality Report may be used, printed, and distributed ONLY with the copyright information displayed © Copyright Global Legal Entity Identifier Foundation (GLEIF).