InfoCamere

Data Quality Report | August 2022

GLEIF — Enabling global identity. Protecting digital trust

Summary

Key Metrics

99.99 — Average Total Data Quality Score (TDQS)
+/−0 compared to the previous month

84% — Days, LEI Issuer Achieving Maturity Level 2
+81% compared to the previous month

5 days — Average Days to Close a Challenge
+/−0 days compared to the previous month

Maturity Level Trend

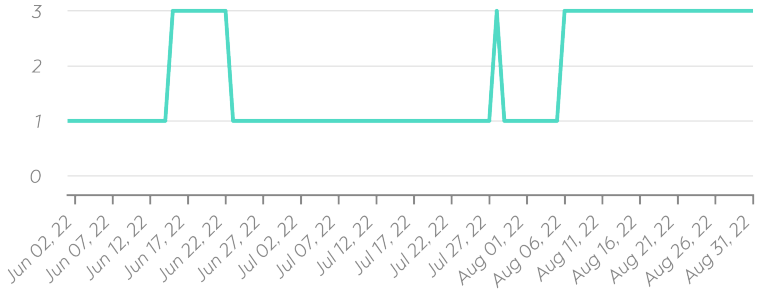

Total Data Quality Score Trend

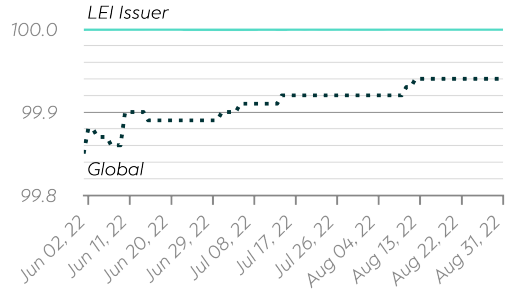

Details

Maturity Level Performance

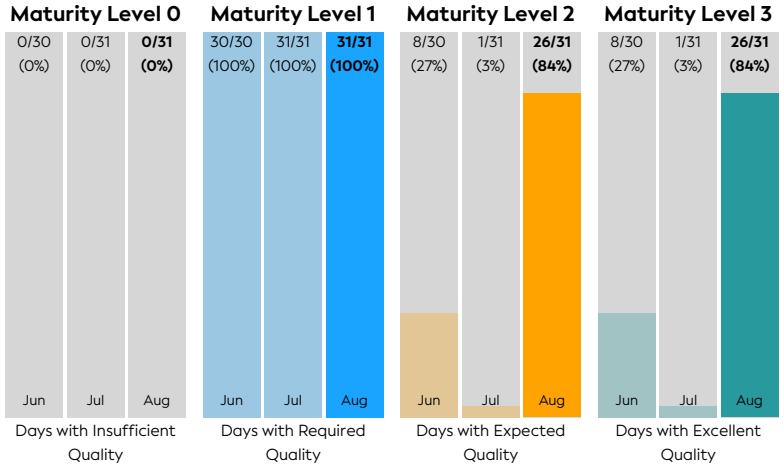

Top 5 Failing Checks

Check ID	Avg. Number of Check Failures	Maturity Level	Quality Criterion
C000291	<1 (+/-0.00%)	Expected	Consistency
C000243	<1 (-83.87%)	Expected	Completeness
N/A	- (-)	-	-
N/A	- (-)	-	-
N/A	- (-)	-	-

Data Quality World Map

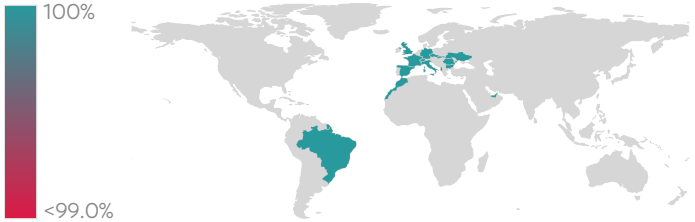

Data Quality Criteria

Quality Criterion (No. of Checks)	Data Quality Score (DQS) Trend (Jun - Aug)	Avg. DQS	Avg. Number of Check Failures
Accessibility (10)		100.00	0 (0.00%)
Accuracy (10)		100.00	0 (0.00%)
Completeness (7)		99.99	<1 (<0.01%)
Comprehensiveness (8)		100.00	0 (0.00%)
Consistency (21)		99.99	<1 (<0.01%)
Currency (1)		100.00	0 (0.00%)
Integrity (19)		100.00	0 (0.00%)
Provenance (9)		100.00	0 (0.00%)
Representation (6)		100.00	0 (0.00%)
Timeliness (2)		100.00	0 (0.00%)
Uniqueness (6)		100.00	0 (0.00%)
Validity (19)		100.00	0 (0.00%)

Statistics

Totals	Values
Total LEI Records	140,368 (+0.30%)
Active Entities Managed	131,783 (+0.23%)
New Issued LEIs	446 (-60.67%)
Renewed LEIs	3,209 (-35.69%)
Lapsed LEIs	40,680 (-0.09%)
Countries	14 (+/-0.00%)
LEIs with	**Values**
Parent Relationships	4,699 (+0.28%)
Complete Parent Information	125,991 (+0.34%)
Fund Relationships	667 (+1.21%)
Marked Duplicates	**Values**
Total LEIs	62 (+/-0.00%)
Total LEIs in Percentage	<1% (-0.23%)
New Marked LEIs	0 (-100.00%)
Challenges	**Values**
New Challenges	5 (-44.44%)
Closed Challenges	4 (-55.56%)
Closed Challenges with Update	1 (-50.00%)
Avg. Days to Close a Challenge	5 (+0.20%)
Files	**Values**
No. of Days per Month with CDF-Compliant File Uploads	31 (+/-0.00%)

DISCLAIMER: All figures of this LEI Data Quality Report are derived from these sources: 1) concatenated source files provided by this LEI Issuer 2) daily Data Quality Reports assigned to this LEI Issuer and 3) challenges managed via GLEIF's Challenge Facility by this LEI Issuer. The sources mentioned in 1) to 3) relate to the reporting period in scope. The Data Quality Rule Setting used for the generation of this report includes all Data Quality Checks corresponding version(s) that have been effective throughout the reporting period. While every care has been taken in the compilation of this information, GLEIF will not be held responsible for any loss, damage, or inconvenience caused by inaccuracy or error within the LEI Data Quality Report. The text and graphic content of the LEI Data Quality Report may be used, printed, and distributed ONLY with the copyright information displayed (© Copyright Global Legal Entity Identifier Foundation (GLEIF)).