

Summary

Key Metrics

99.99

○ +/-0

Average Total Data Quality Score (TDQS)

compared to the previous month

61%

▼ -10%

Days, LEI Issuer Achieving Maturity Level 2

compared to the previous month

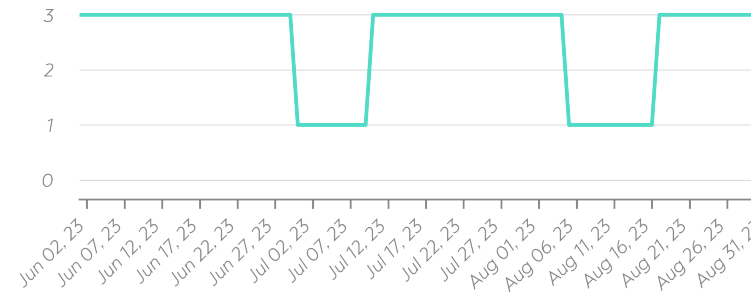
3 days

▼ +1 days

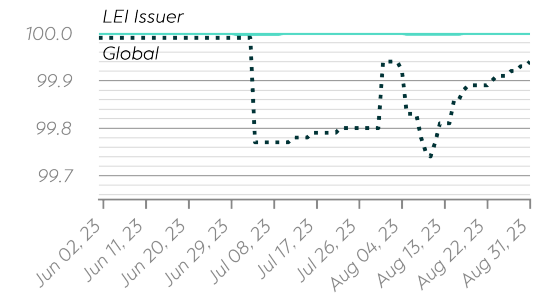
Average Days to Close a Challenge

compared to the previous month

Maturity Level Trend

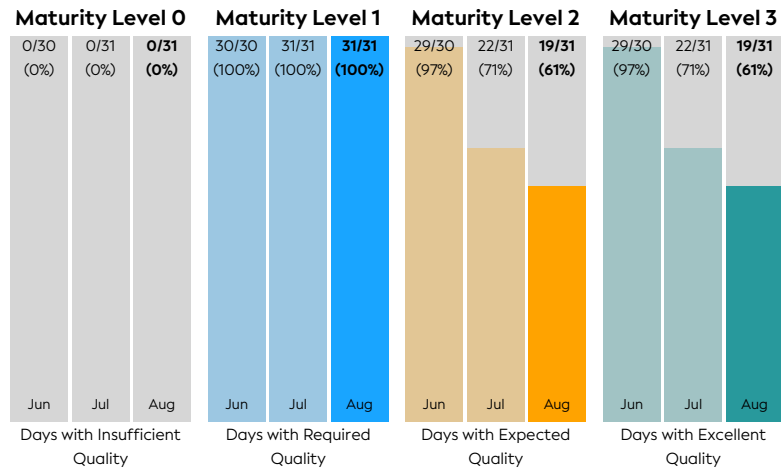


Total Data Quality Score Trend

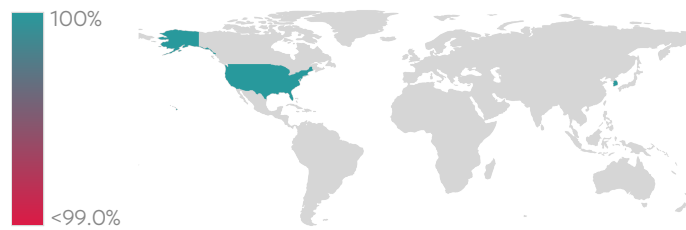


Details

Maturity Level Performance



Data Quality World Map



Data Quality Criteria

Quality Criterion (No. of Checks)	Data Quality Score (DQS) Trend (Jun - Aug)	Avg. DQS	Avg. Number of Check Failures
Accessibility (11)	100.00	100.00	0 (0.00%)
Accuracy (12)	100.00	100.00	0 (0.00%)
Completeness (9)	99.99	99.99	<1 (<0.01%)
Comprehensiveness (10)	100.00	100.00	0 (0.00%)
Consistency (23)	100.00	100.00	0 (0.00%)
Currency (1)	100.00	100.00	0 (0.00%)
Integrity (23)	100.00	100.00	0 (0.00%)
Provenance (10)	100.00	100.00	0 (0.00%)
Representation (7)	100.00	100.00	0 (0.00%)
Timeliness (2)	100.00	100.00	0 (0.00%)
Uniqueness (7)	100.00	100.00	0 (0.00%)
Validity (28)	100.00	100.00	0 (0.00%)

Top 5 Failing Checks

Check ID	Avg. Number of Check Failures	Maturity Level	Quality Criterion
COO0243	<1 (-)	Expected	Completeness
N/A	- (-)	-	-
N/A	- (-)	-	-
N/A	- (-)	-	-
N/A	- (-)	-	-

Statistics

Totals	Values
Total LEI Records	1,573 (+0.64%)
Active Entities Managed	1,516 (+0.66%)
New Issued LEIs	10 (+25.00%)
Renewed LEIs	45 (+9.76%)
Lapsed LEIs	642 (+2.88%)
Countries	4 (+/-0.00%)

LEIs with	Values
Parent Relationships	206 (+0.49%)
Complete Parent Information	1,567 (+0.64%)
Fund Relationships	448 (+0.67%)

Marked Duplicates	Values
Total LEIs	1 (+/-0.00%)
Total LEIs in Percentage	<1% (-0.62%)
New Marked LEIs	0 (+/-0.00%)

Challenges	Values
New Challenges	2 (+/-0.00%)
Closed Challenges	1 (+/-0.00%)
Closed Challenges with Update	1 (+/-0.00%)
Avg. Days to Close a Challenge	3 (+59.62%)

Files	Values
No. of Days per Month with CDF-Compliant File Uploads	31 (+/-0.00%)