

Summary

Key Metrics

100.00

Average Total Data Quality Score (TDQS)

100%

Days, LEI Issuer Achieving Maturity Level 2

N/A

Average Days to Close a Challenge

●

+/-0

compared to the previous month

●

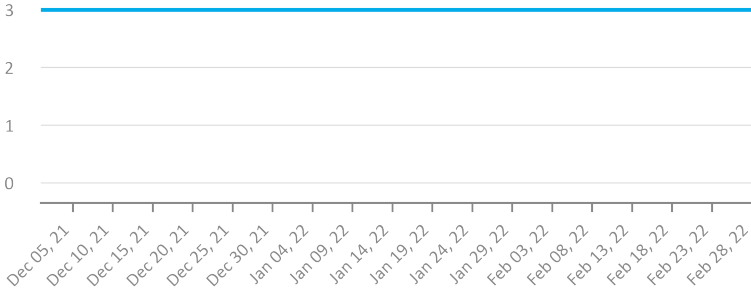
+/-0

compared to the previous month

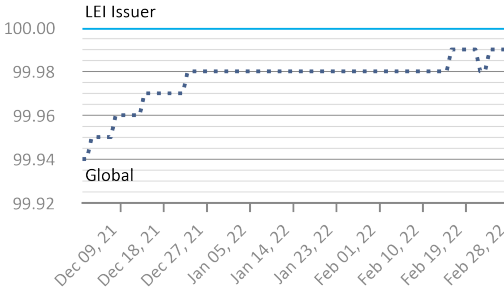
N/A

compared to the previous month

Maturity Level Trend



Total Data Quality Score Trend



Details

Maturity Level Performance

Maturity Level 0

0/31 (0%)
0/31 (0%)
0/28 (0%)

Days with Insufficient Quality

Maturity Level 1

31/31 (100%)
31/31 (100%)
28/28 (100%)

Days with Required Quality

Maturity Level 2

31/31 (100%)
31/31 (100%)
28/28 (100%)


Days with Expected Quality

Maturity Level 3

31/31 (100%)
31/31 (100%)
28/28 (100%)

Days with Excellent Quality

Data Quality World Map



Data Quality Criteria

Quality Criterion (No. of Checks)	Data Quality Score (DQS) Trend (Dec - Feb)	Avg. DQS	Avg. Number of Check Failures
Accessibility (3)	100.00	100.00	0 (0.00%)
Accuracy (7)	100.00	100.00	0 (0.00%)
Completeness (5)	100.00	100.00	0 (0.00%)
Comprehensiveness (6)	100.00	100.00	0 (0.00%)
Consistency (16)	100.00	100.00	0 (0.00%)
Currency (1)	100.00	100.00	0 (0.00%)
Integrity (11)	100.00	100.00	0 (0.00%)
Provenance (3)	100.00	100.00	0 (0.00%)
Representation (5)	100.00	100.00	0 (0.00%)
Uniqueness (5)	100.00	100.00	0 (0.00%)
Validity (13)	100.00	100.00	0 (0.00%)

Totals

Total LEI Records	746 (+2.33%)
Active Entities Managed	745 (+2.34%)
New Issued LEIs	17 (+142.86%)
Renewed LEIs	33 (+94.12%)
Lapsed LEIs	359 (-0.55%)
Countries	1 (+/-0.00%)

Relationship Information

LEIs with Relationships	264 (+0.76%)
LEIs with Complete Parent Information	705 (+2.47%)

Marked Duplicates

Total LEIs	0 (+/-0.00%)
Total LEIs in Percentage	0% (+/-0.00%)
New Marked LEIs	0 (+/-0.00%)

Challenges

New Challenges	0 (+/-0.00%)
Closed Challenges	0 (+/-0.00%)
Closed Challenges with Update	0 (+/-0.00%)
Avg. Days to Close a Challenge	- (-)

Files

No. of Days per Month with CDF-Compliant File Uploads	28 (+/-0.00%)
---	---------------

Top 5 Failing Checks

Check ID	Avg. Number of Check Failures	Maturity Level	Quality Criterion
N/A	- (-)	-	-
N/A	- (-)	-	-
N/A	- (-)	-	-
N/A	- (-)	-	-
N/A	- (-)	-	-

DISCLAIMER: All figures of this LEI Data Quality Report are derived from these sources: 1) concatenated source files provided by this LEI Issuer 2) daily Data Quality Reports assigned to this LEI Issuer and 3) challenges managed via GLEIF's Challenge Facility by this LEI Issuer. The sources mentioned in 1) to 3) relate to the reporting period in scope. The Data Quality Rule Setting used for the generation of this report includes all Data Quality Checks corresponding version(s) that have been effective throughout the reporting period. While every care has been taken in the compilation of this information, GLEIF will not be held responsible for any loss, damage, or inconvenience caused by inaccuracy or error within the LEI Data Quality Report. The text and graphic content of the LEI Data Quality Report may be used, printed, and distributed ONLY with the copyright information displayed (© Copyright Global Legal Entity Identifier Foundation (GLEIF)).