

Summary

Key Metrics

99.99

Average Total Data Quality Score (TDQS)

45%

Days, LEI Issuer Achieving Maturity Level 2

<1 day

Average Days to Close a Challenge

● +/-0

compared to the previous month

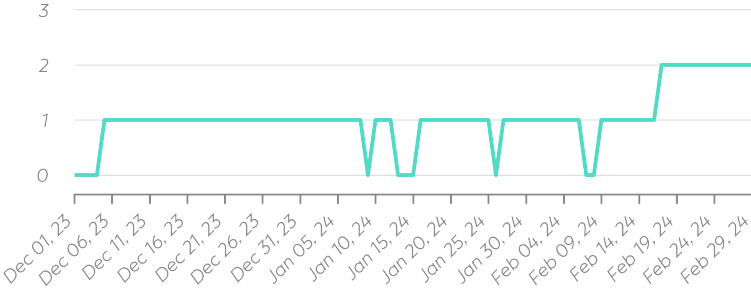
N/A

compared to the previous month

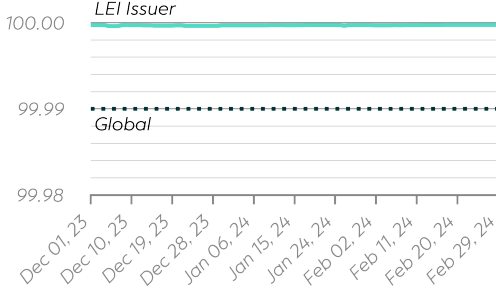
▲ -1 days

compared to the previous month

Maturity Level Trend



Total Data Quality Score Trend



Details

Maturity Level Performance

Maturity Level 0

4/31 (13%)  
5/31 (16%)  
2/29 (7%)

Days with Insufficient Quality

Maturity Level 1

27/31 (87%)  
26/31 (84%)  
27/29 (93%)

Days with Required Quality

Maturity Level 2

0/31 (0%)  
0/31 (0%)  
13/29 (45%)

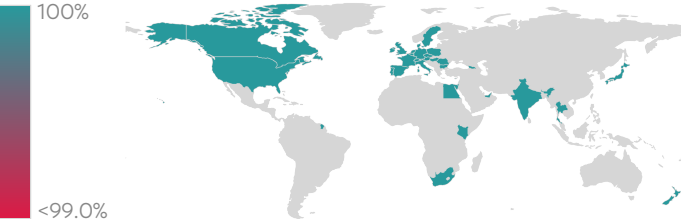
Days with Expected Quality

Maturity Level 3

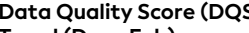
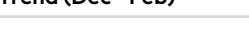










0/31 (0%)  
0/31 (0%)  
0/29 (0%)

Days with Excellent Quality

Data Quality World Map



Data Quality Criteria

Quality Criterion (No. of Checks)	Data Quality Score (DQS) Trend (Dec - Feb)	Avg. DQS	Avg. Number of Check Failures
Accessibility (11)		100.00	0 (0.00%)
Accuracy (12)		99.99	2 (<0.01%)
Completeness (9)		99.99	<1 (<0.01%)
Comprehensiveness (10)		100.00	0 (0.00%)
Consistency (23)		99.99	<1 (<0.01%)
Currency (1)		100.00	0 (0.00%)
Integrity (23)		100.00	0 (0.00%)
Provenance (10)		100.00	0 (0.00%)
Representation (7)		100.00	0 (0.00%)
Timeliness (2)		100.00	0 (0.00%)
Uniqueness (7)		100.00	0 (0.00%)
Validity (27)		99.99	<1 (<0.01%)

Top 5 Failing Checks

Check ID	Avg. Number of Check Failures	Maturity Level	Quality Criterion
C000323	2 (+/-0.00%)	Excellent	Accuracy
C000243	<1 (-51.73%)	Expected	Completeness
C000291	<1 (-)	Expected	Consistency
C000255	<1 (-28.72%)	Required	Validity
N/A	- (-)	-	-

Statistics

Totals

	Values
Total LEI Records	137,441 (+0.69%)
Active Entities Managed	123,131 (+0.66%)
New Issued LEIs	965 (+9.41%)
Renewed LEIs	6,086 (-20.65%)
Lapsed LEIs	33,830 (+0.58%)
Countries	37 (+2.78%)

LEIs with

	Values
Parent Relationships	2,902 (+1.19%)
Complete Parent Information	117,422 (+0.72%)
Fund Relationships	0 (+/-0.00%)

Marked Duplicates

	Values
Total LEIs	37 (+/-0.00%)
Total LEIs in Percentage	<1% (-0.74%)
New Marked LEIs	0 (+/-0.00%)

Challenges

	Values
New Challenges	59 (-15.71%)
Closed Challenges	61 (-10.29%)
Closed Challenges with Update	45 (-26.23%)
Avg. Days to Close a Challenge	<1 (-10.74%)

Files

	Values
No. of Days per Month with CDF-Compliant File Uploads	29 (+/-0.00%)

DISCLAIMER: All figures of this LEI Data Quality Report are derived from these sources: 1) concatenated source files provided by this LEI Issuer 2) daily Data Quality Reports assigned to this LEI Issuer and 3) challenges managed via GLEIF's Challenge Facility by this LEI Issuer. The sources mentioned in 1) to 3) relate to the reporting period in scope. The Data Quality Rule Setting used for the generation of this report includes all Data Quality Checks corresponding version(s) that have been effective throughout the reporting period. While every care has been taken in the compilation of this information, GLEIF will not be held responsible for any loss, damage, or inconvenience caused by inaccuracy or error within the LEI Data Quality Report. The text and graphic content of the LEI Data Quality Report may be used, printed, and distributed ONLY with the copyright information displayed (© Copyright Global Legal Entity Identifier Foundation (GLEIF)).