

Summary

Key Metrics

99.99

Average Total Data Quality Score (TDQS)

84%

Days, LEI Issuer Achieving Maturity Level 2

6 days

Average Days to Close a Challenge

● +/-0

compared to the previous month

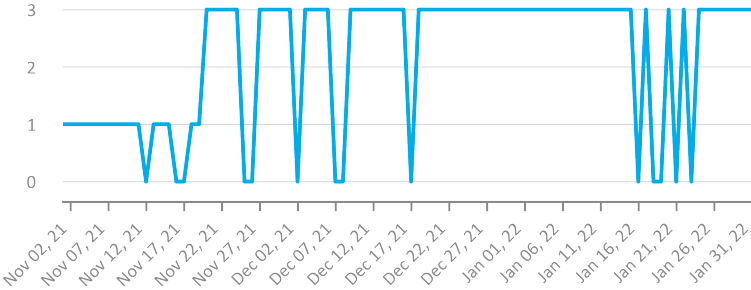
▼ -3%

compared to the previous month

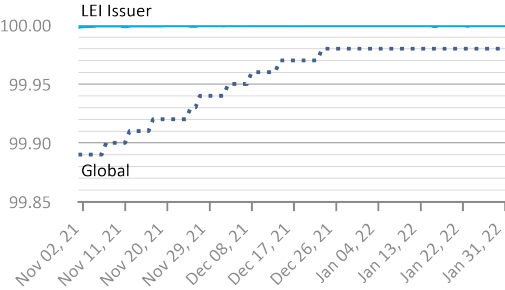
▼ +5 days

compared to the previous month

Maturity Level Trend



Total Data Quality Score Trend



Details

Maturity Level Performance

Maturity Level 0

5/30 (17%) 4/31 (13%) 5/31 (16%)

Nov Dec Jan

Days with Insufficient Quality

Maturity Level 1

25/30 (83%) 27/31 (87%) 26/31 (84%)

Nov Dec Jan

Days with Required Quality

Maturity Level 2

9/30 (30%) 27/31 (87%) 26/31 (84%)

Nov Dec Jan

Days with Expected Quality

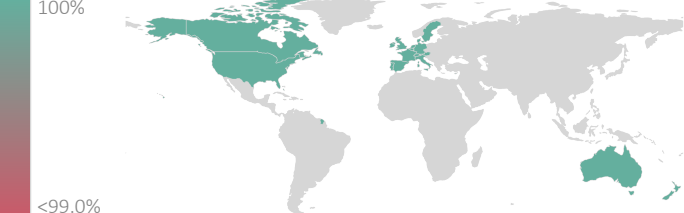
Maturity Level 3

9/30 (30%) 27/31 (87%) 26/31 (84%)












Nov Dec Jan

Days with Excellent Quality

Data Quality World Map



Data Quality Criteria

Quality Criterion (No. of Checks)	Data Quality Score (DQS) Trend (Nov - Jan)	Avg. DQS	Avg. Number of Check Failures
Accessibility (5)		100.00	0 (0.00%)
Accuracy (8)		99.99	<1 (<0.01%)
Completeness (6)		100.00	0 (0.00%)
Comprehensiveness (6)		100.00	0 (0.00%)
Consistency (17)		100.00	0 (0.00%)
Currency (1)		100.00	0 (0.00%)
Integrity (21)		99.99	<1 (<0.01%)
Provenance (3)		100.00	0 (0.00%)
Representation (6)		100.00	0 (0.00%)
Uniqueness (5)		100.00	0 (0.00%)
Validity (14)		99.99	<1 (<0.01%)

Top 5 Failing Checks

Check ID	Avg. Number of Check Failures	Maturity Level	Quality Criterion
C000173	<1 (-)	Required	Integrity
C000146	<1 (-)	Required	Validity
C000312	<1 (-)	Required	Accuracy
C000286	<1 (-)	Required	Integrity
N/A	- (-)	-	-

Statistics

Totals

Values

Total LEI Records10,457 (+1.46%)

Active Entities Managed9,812 (+1.52%)

New Issued LEIs93 (+16.25%)

Renewed LEIs624 (-1.89%)

Lapsed LEIs2,999 (+1.45%)

Countries32 (+/-0.00%)

Relationship Information

Values

LEIs with Relationships328 (-0.91%)

LEIs with Complete Parent Information10,170 (+1.51%)

Marked Duplicates

Values

Total LEIs31 (+3.33%)

Total LEIs in Percentage<1% (+1.86%)

New Marked LEIs1 (-)

Challenges

Values

New Challenges3 (+/-0.00%)

Closed Challenges3 (-25.00%)

Closed Challenges with Update3 (-25.00%)

Avg. Days to Close a Challenge6 (+359.16%)

Files

Values

No. of Days per Month with CDF-Compliant File Uploads30 (-3.23%)

DISCLAIMER: All figures of this LEI Data Quality Report are derived from these sources: 1) concatenated source files provided by this LEI Issuer 2) daily Data Quality Reports assigned to this LEI Issuer and 3) challenges managed via GLEIF's Challenge Facility by this LEI Issuer. The sources mentioned in 1) to 3) relate to the reporting period in scope. The Data Quality Rule Setting used for the generation of this report includes all Data Quality Checks corresponding version(s) that have been effective throughout the reporting period. While every care has been taken in the compilation of this information, GLEIF will not be held responsible for any loss, damage, or inconvenience caused by inaccuracy or error within the LEI Data Quality Report. The text and graphic content of the LEI Data Quality Report may be used, printed, and distributed ONLY with the copyright information displayed (© Copyright Global Legal Entity Identifier Foundation (GLEIF)).