

Summary

Key Metrics

99.99

Average Total Data Quality Score (TDQS)

77%

Days, LEI Issuer Achieving Maturity Level 2

3 days

Average Days to Close a Challenge

● +/-0

compared to the previous month

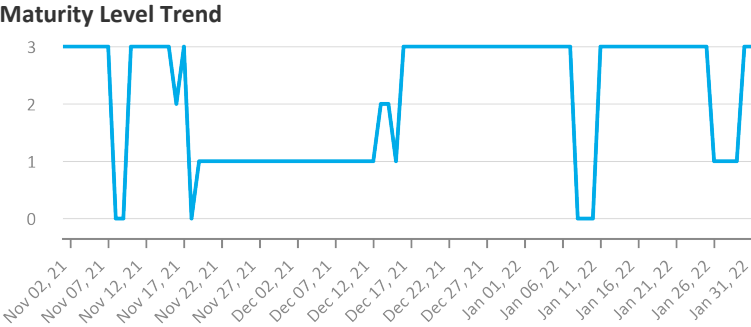
▲ +19%

compared to the previous month

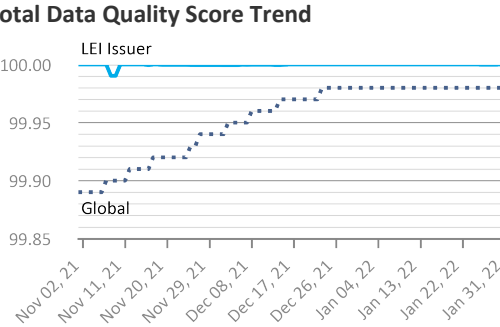
▲ -4 days

compared to the previous month

Maturity Level Trend



Total Data Quality Score Trend



Details

Maturity Level Performance

Maturity Level 0

3/30 (10%)  
0/31 (0%)  
3/31 (10%)  
Nov Dec Jan  
Days with Insufficient Quality

Maturity Level 1

27/30 (90%)  
31/31 (100%)  
28/31 (90%)  
Nov Dec Jan  
Days with Required Quality

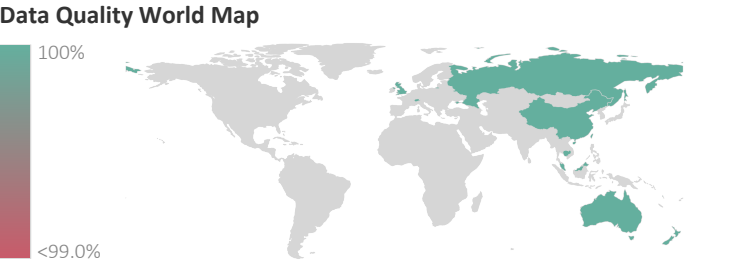
Maturity Level 2

15/30 (50%)  
18/31 (58%)  
24/31 (77%)  
Nov Dec Jan  
Days with Expected Quality












Maturity Level 3

14/30 (47%)  
16/31 (52%)  
24/31 (77%)  
Nov Dec Jan  
Days with Excellent Quality

Data Quality World Map



Data Quality Criteria

Quality Criterion (No. of Checks)	Data Quality Score (DQS) Trend (Nov - Jan)	Avg. DQS	Avg. Number of Check Failures
Accessibility (5)		100.00	0 (0.00%)
Accuracy (8)		100.00	0 (0.00%)
Completeness (6)		99.99	<1 (<0.01%)
Comprehensiveness (6)		100.00	0 (0.00%)
Consistency (17)		100.00	0 (0.00%)
Currency (1)		100.00	0 (0.00%)
Integrity (21)		99.99	<1 (<0.01%)
Provenance (3)		100.00	0 (0.00%)
Representation (6)		100.00	0 (0.00%)
Uniqueness (5)		100.00	0 (0.00%)
Validity (14)		100.00	0 (0.00%)

Totals

Totals	Values
Total LEI Records	74,988 (+4.72%)
Active Entities Managed	74,832 (+4.73%)
New Issued LEIs	3,382 (-63.95%)
Renewed LEIs	78 (-19.59%)
Lapsed LEIs	28,673 (+15.79%)
Countries	17 (+/-0.00%)

Relationship Information

Relationship Information	Values
LEIs with Relationships	1,140 (+0.35%)
LEIs with Complete Parent Information	74,962 (+4.76%)

Marked Duplicates

Marked Duplicates	Values
Total LEIs	64 (+/-0.00%)
Total LEIs in Percentage	<1% (-4.59%)
New Marked LEIs	0 (-100.00%)

Challenges

Challenges	Values
New Challenges	1 (-88.89%)
Closed Challenges	1 (-91.67%)
Closed Challenges with Update	1 (-83.33%)
Avg. Days to Close a Challenge	3 (-51.77%)

Files

Files	Values
No. of Days per Month with CDF-Compliant File Uploads	31 (+/-0.00%)

DISCLAIMER: All figures of this LEI Data Quality Report are derived from these sources: 1) concatenated source files provided by this LEI Issuer 2) daily Data Quality Reports assigned to this LEI Issuer and 3) challenges managed via GLEIF's Challenge Facility by this LEI Issuer. The sources mentioned in 1) to 3) relate to the reporting period in scope. The Data Quality Rule Setting used for the generation of this report includes all Data Quality Checks corresponding version(s) that have been effective throughout the reporting period. While every care has been taken in the compilation of this information, GLEIF will not be held responsible for any loss, damage, or inconvenience caused by inaccuracy or error within the LEI Data Quality Report. The text and graphic content of the LEI Data Quality Report may be used, printed, and distributed ONLY with the copyright information displayed (© Copyright Global Legal Entity Identifier Foundation (GLEIF)).