



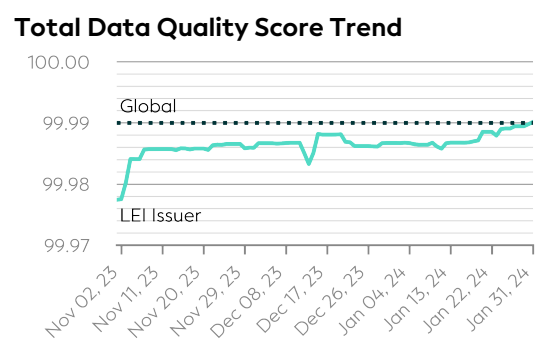
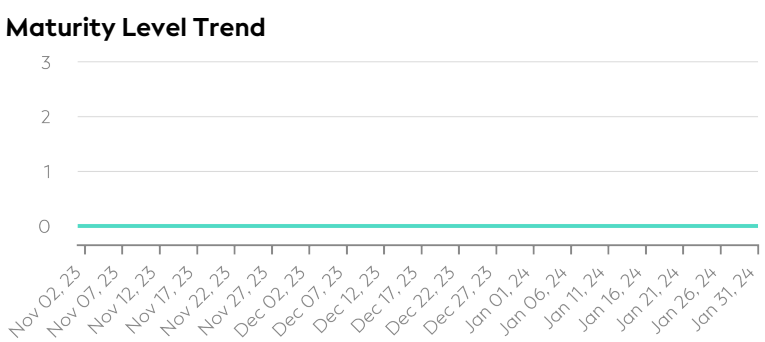
Summary

Key Metrics

99.98 ● +/-0
Average Total Data Quality Score (TDQS) compared to the previous month

0% N/A
Days, LEI Issuer Achieving Maturity Level 2 compared to the previous month

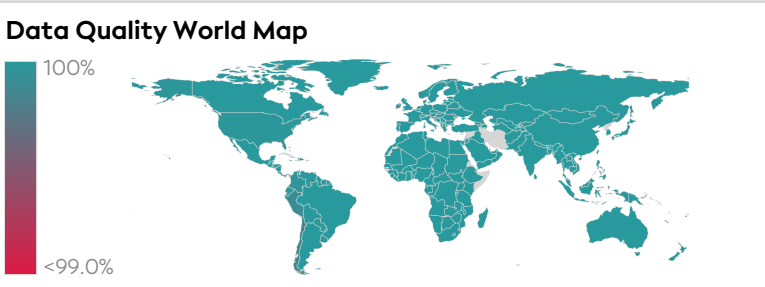
38 days ▼ +19 days
Average Days to Close a Challenge compared to the previous month



Details

Maturity Level Performance

Maturity Level 0			Maturity Level 1			Maturity Level 2			Maturity Level 3		
30/30	31/31	31/31	0/30	0/31	0/31	0/30	0/31	0/31	0/30	0/31	0/31
(100%)	(100%)	(100%)	(0%)	(0%)	(0%)	(0%)	(0%)	(0%)	(0%)	(0%)	(0%)
Nov	Dec	Jan	Nov	Dec	Jan	Nov	Dec	Jan	Nov	Dec	Jan
Days with Insufficient Quality			Days with Required Quality			Days with Expected Quality			Days with Excellent Quality		



Data Quality Criteria

Quality Criterion (No. of Checks)	Data Quality Score (DQS) Trend (Nov - Jan)	Avg. DQS	Avg. Number of Check Failures
Accessibility (11)		99.99	1 (<0.01%)
Accuracy (12)		99.99	22 (<0.01%)
Completeness (9)		99.99	2 (<0.01%)
Comprehensiveness (10)		99.99	1 (<0.01%)
Consistency (23)		99.97	210 (<0.01%)
Currency (1)		100.00	0 (0.00%)
Integrity (23)		99.86	271 (<0.01%)
Provenance (10)		99.99	1 (<0.01%)
Representation (7)		99.92	7 (<0.01%)
Timeliness (2)		100.00	0 (0.00%)
Uniqueness (7)		99.98	22 (<0.01%)
Validity (27)		99.87	103 (<0.01%)

Top 5 Failing Checks

Check ID	Avg. Number of Check Failures	Maturity Level	Quality Criterion
C000256	140 (-20.45%)	Required	Integrity
C000384	111 (-8.26%)	Excellent	Integrity
C000253	70 (+62.79%)	Expected	Consistency
C000247	56 (+64.71%)	Expected	Consistency
C000255	55 (-6.78%)	Required	Validity

Statistics

Totals	Values
Total LEI Records	432,665 (+0.61%)
Active Entities Managed	421,188 (+0.55%)
New Issued LEIs	2,141 (-24.48%)
Renewed LEIs	14,233 (+3.12%)
Lapsed LEIs	237,189 (+1.62%)
Countries	214 (+0.47%)

LEIs with	Values
Parent Relationships	25,760 (+0.05%)
Complete Parent Information	369,360 (+0.70%)
Fund Relationships	36,600 (+0.85%)

Marked Duplicates	Values
Total LEIs	1,702 (-0.06%)
Total LEIs in Percentage	<1% (-0.66%)
New Marked LEIs	0 (-133.33%)

Challenges	Values
New Challenges	461 (+34.80%)
Closed Challenges	477 (+275.59%)
Closed Challenges with Update	453 (+331.43%)
Avg. Days to Close a Challenge	38 (+103.32%)

Files	Values
No. of Days per Month with CDF-Compliant File Uploads	31 (+9.68%)

DISCLAIMER: All figures of this LEI Data Quality Report are derived from these sources: 1) concatenated source files provided by this LEI Issuer 2) daily Data Quality Reports assigned to this LEI Issuer and 3) challenges managed via GLEIF's Challenge Facility by this LEI Issuer. The sources mentioned in 1) to 3) relate to the reporting period in scope. The Data Quality Rule Setting used for the generation of this report includes all Data Quality Checks corresponding version(s) that have been effective throughout the reporting period. While every care has been taken in the compilation of this information, GLEIF will not be held responsible for any loss, damage, or inconvenience caused by inaccuracy or error within the LEI Data Quality Report. The text and graphic content of the LEI Data Quality Report may be used, printed, and distributed ONLY with the copyright information displayed © Copyright Global Legal Entity Identifier Foundation (GLEIF).