

Insee Data Quality Report | January 2024



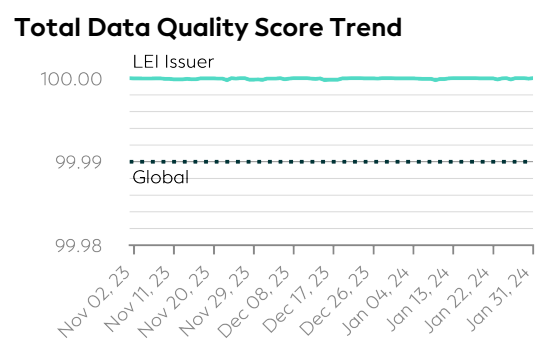
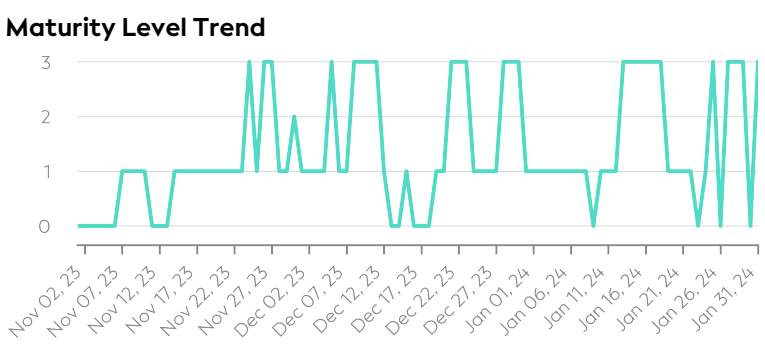
Summary

Key Metrics

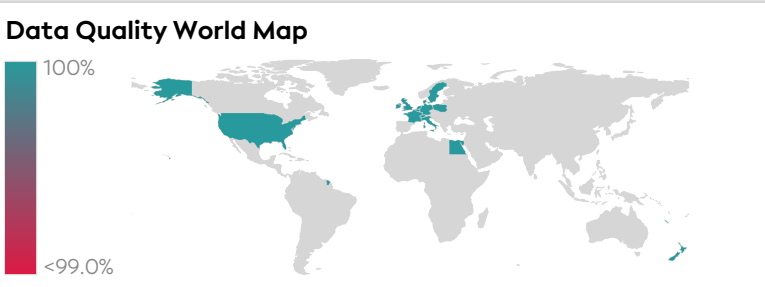
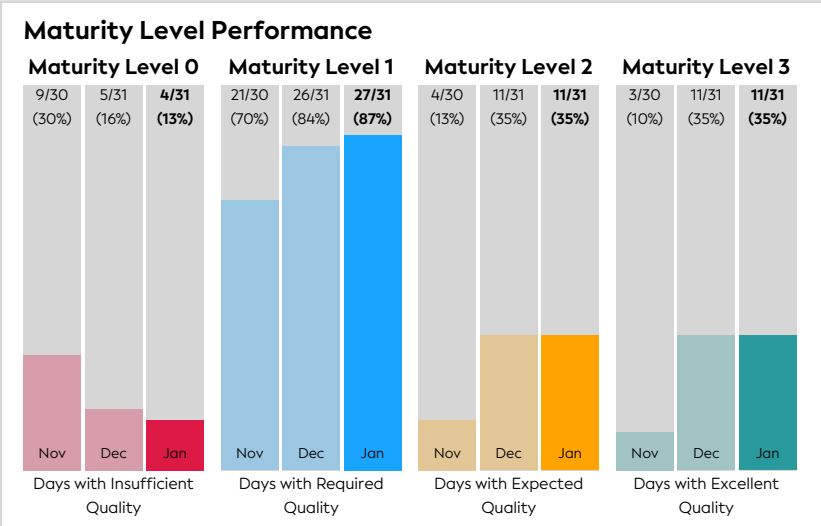
99.99 ● +/-0 compared to the previous month
Average Total Data Quality Score (TDQS)

35% ● +/-0 compared to the previous month
Days, LEI Issuer Achieving Maturity Level 2

2 days ▼ +1 days compared to the previous month
Average Days to Close a Challenge



Details



Data Quality Criteria

Quality Criterion (No. of Checks)	Data Quality Score (DQS) Trend (Nov - Jan)	Avg. DQS	Avg. Number of Check Failures
Accessibility (11)		100.00	0 (0.00%)
Accuracy (12)		99.99	<1 (<0.01%)
Completeness (9)		99.99	<1 (<0.01%)
Comprehensiveness (10)		99.99	<1 (<0.01%)
Consistency (23)		99.99	<1 (<0.01%)
Currency (1)		100.00	0 (0.00%)
Integrity (23)		100.00	0 (0.00%)
Provenance (10)		99.99	<1 (<0.01%)
Representation (7)		100.00	0 (0.00%)
Timeliness (2)		100.00	0 (0.00%)
Uniqueness (7)		100.00	0 (0.00%)
Validity (27)		99.99	<1 (<0.01%)

Top 5 Failing Checks

Check ID	Avg. Number of Check Failures	Maturity Level	Quality Criterion
C000291	<1 (+133.34%)	Expected	Consistency
C000243	<1 (-50.01%)	Expected	Completeness
C000371	<1 (-)	Required	Provenance
C000389	<1 (-)	Excellent	Comprehensiveness
C000146	<1 (-66.63%)	Required	Validity

Statistics

Totals	Values
Total LEI Records	113,349 (+0.78%)
Active Entities Managed	99,893 (+0.60%)
New Issued LEIs	883 (-6.66%)
Renewed LEIs	5,424 (+6.39%)
Lapsed LEIs	45,429 (+1.31%)
Countries	15 (+/-0.00%)

LEIs with	Values
Parent Relationships	9,318 (-0.03%)
Complete Parent Information	95,878 (+0.65%)
Fund Relationships	8,471 (-0.39%)

Marked Duplicates	Values
Total LEIs	131 (+/-0.00%)
Total LEIs in Percentage	<1% (-0.77%)
New Marked LEIs	0 (+/-0.00%)

Challenges	Values
New Challenges	245 (+131.13%)
Closed Challenges	247 (+130.84%)
Closed Challenges with Update	22 (+266.67%)
Avg. Days to Close a Challenge	2 (+30.05%)

Files	Values
No. of Days per Month with CDF-Compliant File Uploads	31 (+3.23%)

DISCLAIMER: All figures of this LEI Data Quality Report are derived from these sources: 1) concatenated source files provided by this LEI Issuer 2) daily Data Quality Reports assigned to this LEI Issuer and 3) challenges managed via GLEIF's Challenge Facility by this LEI Issuer. The sources mentioned in 1) to 3) relate to the reporting period in scope. The Data Quality Rule Setting used for the generation of this report includes all Data Quality Checks corresponding version(s) that have been effective throughout the reporting period. While every care has been taken in the compilation of this information, GLEIF will not be held responsible for any loss, damage, or inconvenience caused by inaccuracy or error within the LEI Data Quality Report. The text and graphic content of the LEI Data Quality Report may be used, printed, and distributed ONLY with the copyright information displayed © Copyright Global Legal Entity Identifier Foundation (GLEIF).