

Global LEI Data Quality Report | March 2023



Summary

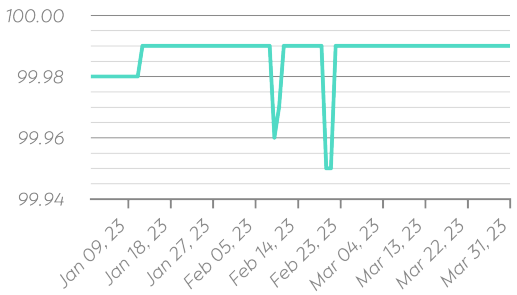
Key Metrics

- 99.99** ● +/-0
Average Total Data Quality Score (TDQS) compared to the previous month
- 59%** ▲ +13%
LEI Issuers Achieving Maturity Level 2 compared to the previous month
- 6 days** ▲ -2 days
Average Days to Close a Challenge compared to the previous month

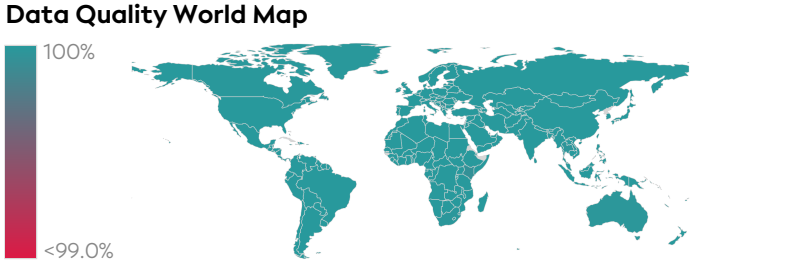
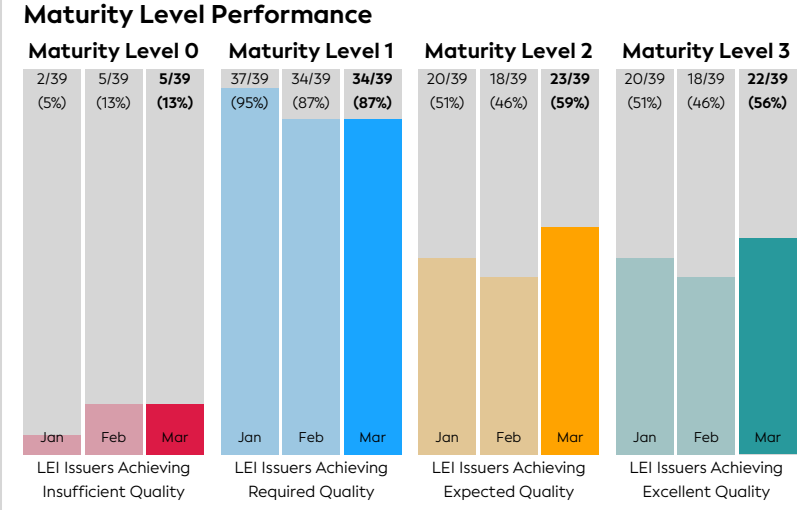
Highlights

The assessment of March 2023 shows consistent achievement in the Average Total Data Quality Score, which remains stable at 99.99. Compared to the previous reporting period, the number of LEI issuers achieving Expected and Excellent Quality has increased significantly while the Required Quality remains unchanged. The number of days to close a challenge returns to an average of six days.

Total Data Quality Score Trend



Details



Data Quality Criteria

Quality Criterion (No. of Checks)	Data Quality Score (DQS) Trend (Jan - Mar)	Avg. DQS	Avg. Number of Check Failures
Accessibility (10)		99.99	2 (<0.01%)
Accuracy (9)		99.99	40 (<0.01%)
Completeness (7)		99.99	10 (<0.01%)
Comprehensiveness (8)		99.99	1 (<0.01%)
Consistency (21)		99.99	58 (<0.01%)
Currency (1)		99.99	4 (<0.01%)
Integrity (19)		99.99	5 (<0.01%)
Provenance (9)		99.99	167 (<0.01%)
Representation (6)		99.99	<1 (<0.01%)
Timeliness (2)		100.00	0 (0.00%)
Uniqueness (6)		99.99	13 (<0.01%)
Validity (19)		99.99	13 (<0.01%)

Top 5 Failing Checks

Check ID	Avg. Number of Check Failures	No. of LEI Issuers	LEI Issuers with Highest Failure Ratio
C000276	66 (-52.86%)	3	EQS
C000346	66 (-51.47%)	3	EQS
C000323	36 (-74.10%)	5	EQS
C000374	31 (-62.20%)	1	Business Entity Data B.V.
C000146	13 (-18.75%)	7	Kamer van Koophandel (KVK)

Statistics

Totals	Values
Total LEI Records	2,354,596 (+1.08%)
Active Entities Managed	2,249,054 (+1.05%)
New Issued LEIs	25,109 (+28.05%)
Renewed LEIs	92,553 (-11.66%)
Lapsed LEIs	860,817 (+1.17%)
Countries	230 (+/-0.00%)
LEI Issuers	39 (+/-0.00%)

LEIs with	Values
Parent Relationships	126,043 (+0.10%)
Complete Parent Information	2,151,887 (+1.17%)
Fund Relationships	107,055 (+7.26%)

Marked Duplicates	Values
Total LEIs	5,385 (+1.01%)
Total LEIs in Percentage	<1% (-0.04%)
New Marked LEIs	54 (+184.21%)

Challenges	Values
New Challenges	402 (-9.87%)
Closed Challenges	422 (-8.86%)
Closed Challenges with Update	207 (-22.18%)
Avg. Days to Close a Challenge	6 (-20.52%)

DISCLAIMER: All figures of this Global LEI Data Quality Report are derived from the following sources: 1) concatenated source files provided by the LEI Issuers 2) daily Data Quality Reports and 3) challenges managed via GLEIF's Challenge Facility. The information mentioned in 1) to 3) relate to the reporting period in scope. The Data Quality Rule Setting used for the generation of this report includes all Data Quality Checks corresponding version(s) that have been effective throughout the reporting period. While every care has been taken in the compilation of this information, GLEIF will not be held responsible for any loss, damage, or inconvenience caused by inaccuracy or error within the Global LEI Data Quality Report. The text and graphic content of the Global LEI Data Quality Report may be used, printed, and distributed ONLY with the copyright information displayed (© Copyright Global Legal Entity Identifier Foundation (GLEIF)).