

LEIL

Data Quality Report | March 2023



Summary

Key Metrics

99.99

○ +/-0

Average Total Data Quality Score (TDQS)

compared to the previous month

77%

▲ +52%

Days, LEI Issuer Achieving Maturity Level 2

compared to the previous month

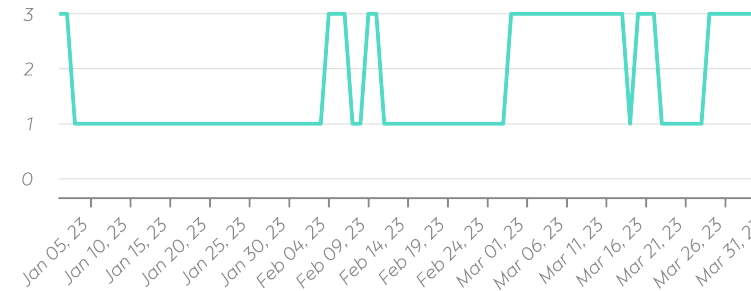
<1 day

▲ -5 days

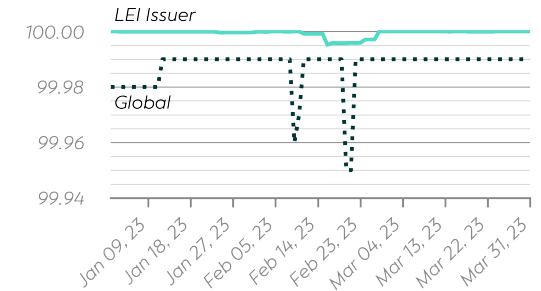
Average Days to Close a Challenge

compared to the previous month

Maturity Level Trend

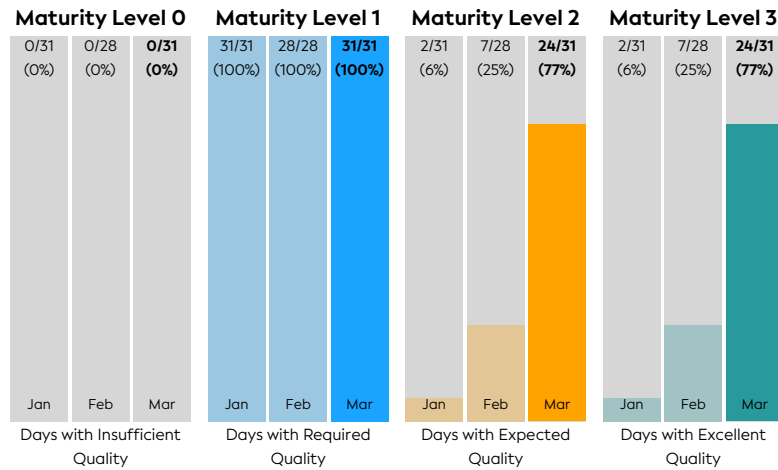


Total Data Quality Score Trend

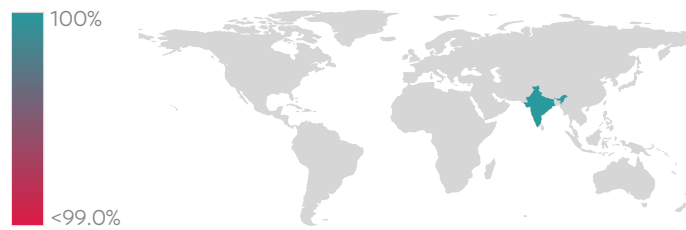


Details

Maturity Level Performance



Data Quality World Map



Data Quality Criteria

Quality Criterion (No. of Checks)	Data Quality Score (DQS) Trend (Jan - Mar)	Avg. DQS	Avg. Number of Check Failures
Accessibility (10)		100.00	0 (0.00%)
Accuracy (9)		100.00	0 (0.00%)
Completeness (7)		100.00	0 (0.00%)
Comprehensiveness (8)		100.00	0 (0.00%)
Consistency (21)		100.00	0 (0.00%)
Currency (1)		100.00	0 (0.00%)
Integrity (19)		100.00	0 (0.00%)
Provenance (9)		100.00	0 (0.00%)
Representation (6)		100.00	0 (0.00%)
Timeliness (2)		100.00	0 (0.00%)
Uniqueness (6)		99.99	<1 (<0.01%)
Validity (19)		100.00	0 (0.00%)

Top 5 Failing Checks

Check ID	Avg. Number of Check Failures	Maturity Level	Quality Criterion
COO0180	<1 (+58.01%)	Expected	Uniqueness
N/A	- (-)	-	-
N/A	- (-)	-	-
N/A	- (-)	-	-
N/A	- (-)	-	-

Statistics

Totals	Values
Total LEI Records	56,281 (+2.46%)
Active Entities Managed	55,259 (+2.25%)
New Issued LEIs	1,358 (+43.55%)
Renewed LEIs	4,135 (+31.98%)
Lapsed LEIs	7,109 (+5.52%)
Countries	1 (+/-0.00%)
LEIs with	Values
Parent Relationships	4,592 (-5.51%)
Complete Parent Information	55,775 (+2.48%)
Fund Relationships	1,398 (-4.05%)
Marked Duplicates	Values
Total LEIs	8 (+/-0.00%)
Total LEIs in Percentage	<1% (-2.74%)
New Marked LEIs	0 (+/-0.00%)
Challenges	Values
New Challenges	4 (-71.43%)
Closed Challenges	3 (-78.57%)
Closed Challenges with Update	0 (-100.00%)
Avg. Days to Close a Challenge	<1 (-92.83%)
Files	Values
No. of Days per Month with CDF-Compliant File Uploads	31 (+/-0.00%)