



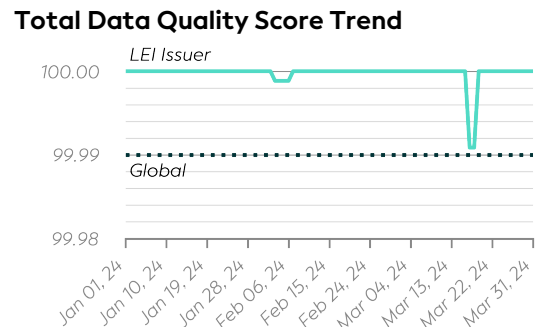
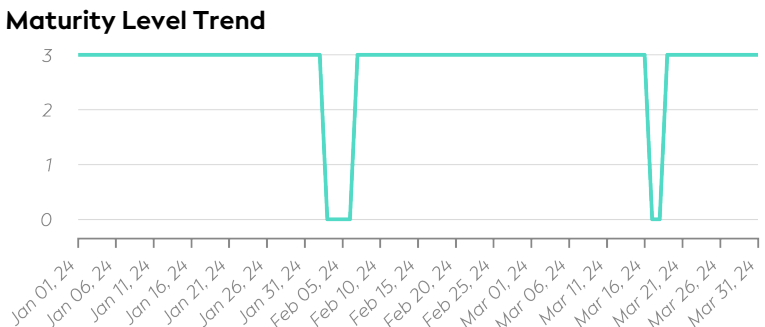
### Summary

#### Key Metrics

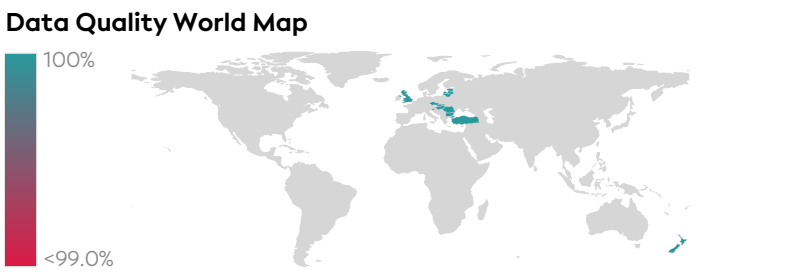
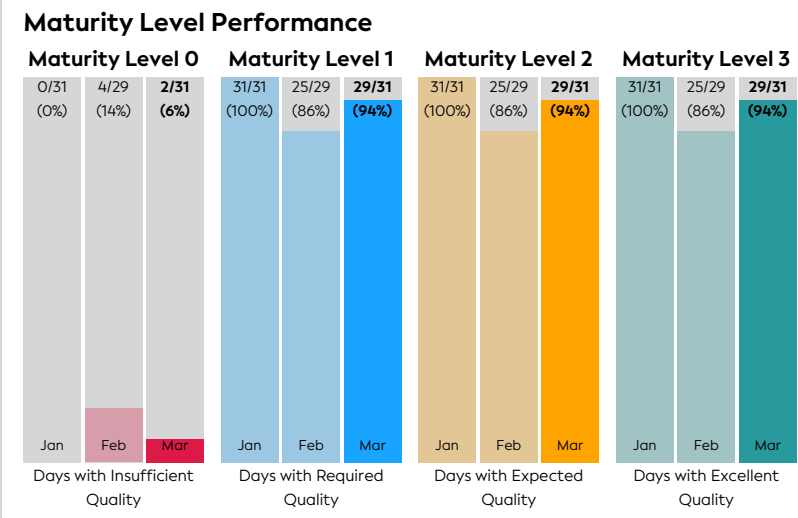
**99.99** ● +/-0  
Average Total Data Quality Score (TDQS) compared to the previous month

**94%** ▲ +8%  
Days, LEI Issuer Achieving Maturity Level 2 compared to the previous month

**<1 day** ● +/-0 days  
Average Days to Close a Challenge compared to the previous month



### Details



#### Data Quality Criteria

| Quality Criterion (No. of Checks) | Data Quality Score (DQS) Trend (Jan - Mar) | Avg. DQS | Avg. Number of Check Failures |
|-----------------------------------|--|----------|-------------------------------|
| Accessibility (11)                |  | 100.00   | 0 (0.00%)                     |
| Accuracy (12)                     |  | 100.00   | 0 (0.00%)                     |
| Completeness (9)                  |  | 100.00   | 0 (0.00%)                     |
| Comprehensiveness (10)            |  | 100.00   | 0 (0.00%)                     |
| Consistency (23)                  |  | 99.99    | <1 (<0.01%)                   |
| Currency (1)                      |  | 100.00   | 0 (0.00%)                     |
| Integrity (23)                    |  | 100.00   | 0 (0.00%)                     |
| Provenance (10)                   |  | 100.00   | 0 (0.00%)                     |
| Representation (7)                |  | 100.00   | 0 (0.00%)                     |
| Timeliness (2)                    |  | 100.00   | 0 (0.00%)                     |
| Uniqueness (7)                    |  | 99.87    | <1 (<0.01%)                   |
| Validity (27)                     |  | 99.99    | <1 (<0.01%)                   |

#### Top 5 Failing Checks

| Check ID                | Avg. Number of Check Failures | Maturity Level | Quality Criterion |
|-------------------------|-------------------------------|----------------|-------------------|
| <a href="#">COO0301</a> | <1 (-)                        | Expected       | Uniqueness        |
| <a href="#">COO0366</a> | <1 (-)                        | Required       | Consistency       |
| <a href="#">COO0255</a> | <1 (-)                        | Required       | Validity          |
| <a href="#">COO0353</a> | <1 (-)                        | Required       | Uniqueness        |
| <a href="#">N/A</a>     | - (-)                         | -              | -                 |

### Statistics

| Totals                  | Values         |
|-------------------------|----------------|
| Total LEI Records       | 3,821 (+1.08%) |
| Active Entities Managed | 3,664 (+0.96%) |
| New Issued LEIs         | 43 (+7.50%)    |
| Renewed LEIs            | 174 (+12.26%)  |
| Lapsed LEIs             | 1,481 (+0.07%) |
| Countries               | 12 (+/-0.00%)  |

| LEIs with                   | Values         |
|-----------------------------|----------------|
| Parent Relationships        | 184 (-2.13%)   |
| Complete Parent Information | 3,585 (+1.01%) |
| Fund Relationships          | 61 (-22.78%)   |

| Marked Duplicates        | Values       |
|--------------------------|--------------|
| Total LEIs               | 4 (+/-0.00%) |
| Total LEIs in Percentage | <1% (-1.04%) |
| New Marked LEIs          | 0 (+/-0.00%) |

| Challenges                     | Values        |
|--------------------------------|---------------|
| New Challenges                 | 7 (+16.67%)   |
| Closed Challenges              | 7 (+16.67%)   |
| Closed Challenges with Update  | 6 (+50.00%)   |
| Avg. Days to Close a Challenge | <1 (+/-0.00%) |

| Files   | Values        |
|---|---------------|
| No. of Days per Month with CDF-Compliant File Uploads | 31 (+/-0.00%) |

DISCLAIMER: All figures of this LEI Data Quality Report are derived from these sources: 1) concatenated source files provided by this LEI Issuer 2) daily Data Quality Reports assigned to this LEI Issuer and 3) challenges managed via GLEIF's Challenge Facility by this LEI Issuer. The sources mentioned in 1) to 3) relate to the reporting period in scope. The Data Quality Rule Setting used for the generation of this report includes all Data Quality Checks corresponding version(s) that have been effective throughout the reporting period. While every care has been taken in the compilation of this information, GLEIF will not be held responsible for any loss, damage, or inconvenience caused by inaccuracy or error within the LEI Data Quality Report. The text and graphic content of the LEI Data Quality Report may be used, printed, and distributed ONLY with the copyright information displayed © Copyright Global Legal Entity Identifier Foundation (GLEIF).