

Summary

Key Metrics

100.00

Average Total Data Quality Score (TDQS)

▲ +0.01

compared to the previous month

100%

Days, LEI Issuer Achieving Maturity Level 2

▲ +7%

compared to the previous month

<1 day

Average Days to Close a Challenge

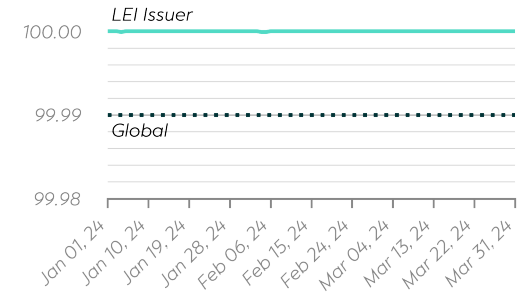
● +/-0 days

compared to the previous month

Maturity Level Trend

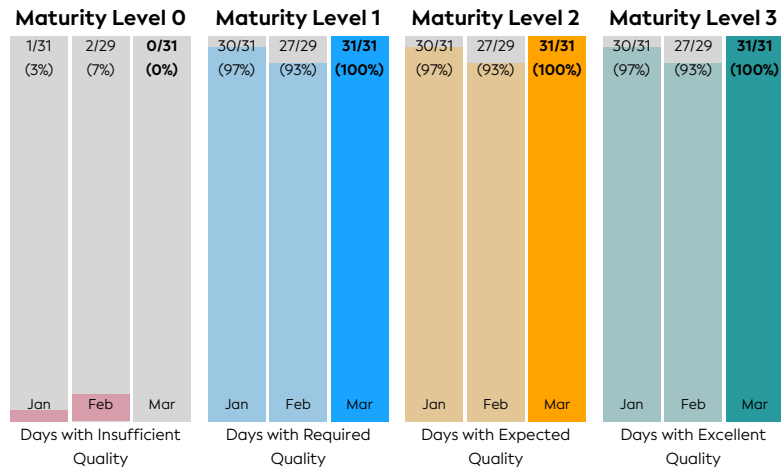


Total Data Quality Score Trend

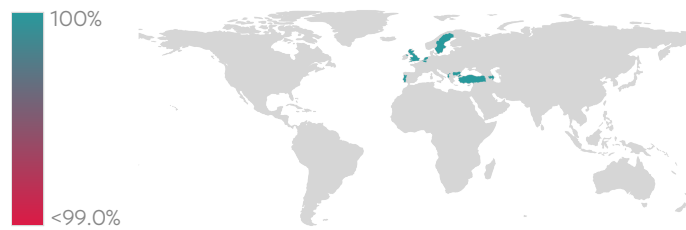


Details

Maturity Level Performance



Data Quality World Map



Data Quality Criteria

Quality Criterion (No. of Checks)	Data Quality Score (DQS) Trend (Jan - Mar)	Avg. DQS	Avg. Number of Check Failures
Accessibility (11)	100.00	100.00	0 (0.00%)
Accuracy (12)	100.00	100.00	0 (0.00%)
Completeness (9)	100.00	100.00	0 (0.00%)
Comprehensiveness (10)	100.00	100.00	0 (0.00%)
Consistency (23)	100.00	100.00	0 (0.00%)
Currency (1)	100.00	100.00	0 (0.00%)
Integrity (23)	100.00	100.00	0 (0.00%)
Provenance (10)	100.00	100.00	0 (0.00%)
Representation (7)	100.00	100.00	0 (0.00%)
Timeliness (2)	100.00	100.00	0 (0.00%)
Uniqueness (7)	100.00	100.00	0 (0.00%)
Validity (27)	100.00	100.00	0 (0.00%)

Top 5 Failing Checks

Check ID	Avg. Number of Check Failures	Maturity Level	Quality Criterion
N/A	- (-)	-	-
N/A	- (-)	-	-
N/A	- (-)	-	-
N/A	- (-)	-	-
N/A	- (-)	-	-

Statistics

Totals	Values
Total LEI Records	7,085 (+1.48%)
Active Entities Managed	6,918 (+1.48%)
New Issued LEIs	102 (+8.51%)
Renewed LEIs	411 (+48.38%)
Lapsed LEIs	2,479 (+0.77%)
Countries	16 (+/-0.00%)
LEIs with	Values
Parent Relationships	589 (+0.86%)
Complete Parent Information	6,892 (+1.50%)
Fund Relationships	2,418 (+2.20%)
Marked Duplicates	Values
Total LEIs	5 (+/-0.00%)
Total LEIs in Percentage	<1% (-1.40%)
New Marked LEIs	0 (+/-0.00%)
Challenges	Values
New Challenges	2 (-33.33%)
Closed Challenges	2 (-33.33%)
Closed Challenges with Update	2 (-33.33%)
Avg. Days to Close a Challenge	<1 (+/-0.00%)
Files	Values
No. of Days per Month with CDF-Compliant File Uploads	31 (+/-0.00%)