

# Global LEI Data Quality Report | May 2023



## Summary

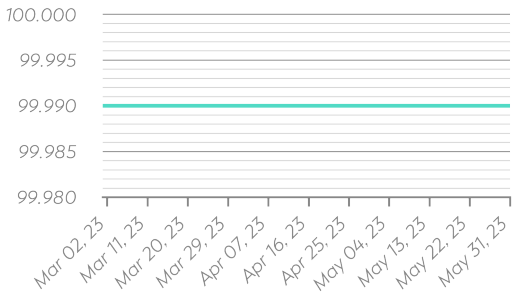
### Key Metrics

- 99.99** ● +/-0  
Average Total Data Quality Score (TDQS) compared to the previous month
- 61%** ▲ +12%  
LEI Issuers Achieving Maturity Level 2 compared to the previous month
- 12 days** ▼ +7 days  
Average Days to Close a Challenge compared to the previous month

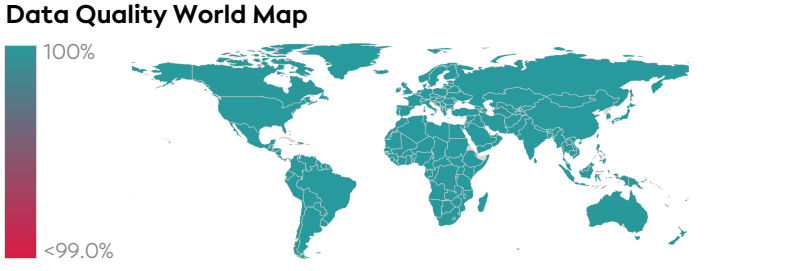
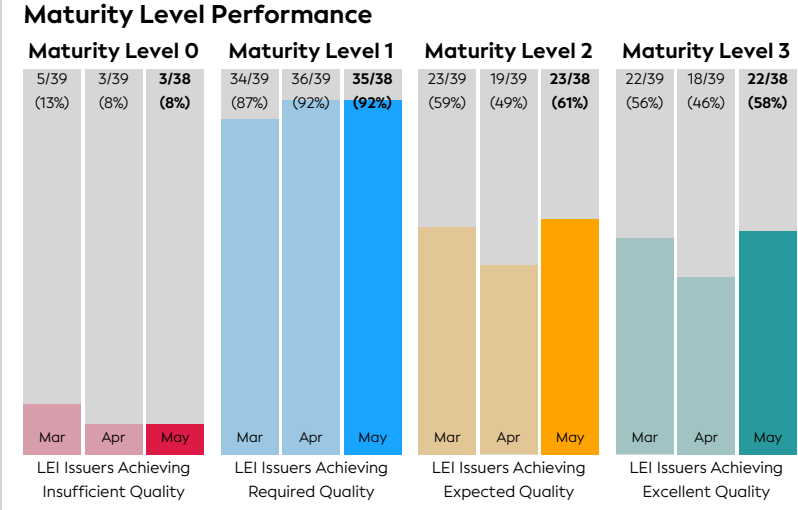
### Highlights

The May 2023 assessment indicates continued Average Total Data Quality achievement, now at 99.99. Four additional LEI issuers achieved Expected and Excellent Data Quality compared to the previous reporting period. The Average Days to Close a Challenge increased due to the resolution of old and long-standing challenges.

### Total Data Quality Score Trend



## Details



### Data Quality Criteria

Quality Criterion (No. of Checks)	Data Quality Score (DQS) Trend (Mar - May)	Avg. DQS	Avg. Number of Check Failures
Accessibility (10)		99.99	1 (<0.01%)
Accuracy (9)		99.99	25 (<0.01%)
Completeness (7)		99.99	19 (<0.01%)
Comprehensiveness (8)		99.99	7 (<0.01%)
Consistency (21)		99.99	158 (<0.01%)
Currency (1)		99.99	1 (<0.01%)
Integrity (19)		99.99	17 (<0.01%)
Provenance (9)		99.99	122 (<0.01%)
Representation (6)		99.99	23 (<0.01%)
Timeliness (2)		100.00	0 (0.00%)
Uniqueness (6)		99.99	8 (<0.01%)
Validity (19)		99.99	37 (<0.01%)

### Top 5 Failing Checks

Check ID	Avg. Number of Check Failures	No. of LEI Issuers	LEI Issuers with Highest Failure Ratio
<a href="#">C000276</a>	57 (-10.94%)	2	EQS
<a href="#">C000346</a>	57 (-10.94%)	2	EQS
<a href="#">C000245</a>	46 (+206.67%)	4	Business Entity Data B.V.
<a href="#">C000260</a>	32 (-)	1	Business Entity Data B.V.
<a href="#">C000266</a>	32 (-)	1	Business Entity Data B.V.

## Statistics

Totals	Values
Total LEI Records	2,390,790 (+0.78%)
Active Entities Managed	2,282,502 (+0.75%)
New Issued LEIs	18,425 (-11.92%)
Renewed LEIs	80,829 (+2.83%)
Lapsed LEIs	875,581 (+0.61%)
Countries	231 (+/-0.00%)
LEI Issuers	38 (+/-0.00%)

LEIs with	Values
Parent Relationships	126,760 (+0.19%)
Complete Parent Information	2,187,708 (+0.85%)
Fund Relationships	120,699 (+3.43%)

Marked Duplicates	Values
Total LEIs	5,473 (+0.92%)
Total LEIs in Percentage	<1% (+0.13%)
New Marked LEIs	50 (+31.58%)

Challenges	Values
New Challenges	344 (-20.74%)
Closed Challenges	491 (+42.73%)
Closed Challenges with Update	287 (+135.25%)
Avg. Days to Close a Challenge	12 (+149.16%)

DISCLAIMER: All figures of this Global LEI Data Quality Report are derived from the following sources: 1) concatenated source files provided by the LEI Issuers 2) daily Data Quality Reports and 3) challenges managed via GLEIF's Challenge Facility. The information mentioned in 1) to 3) relate to the reporting period in scope. The Data Quality Rule Setting used for the generation of this report includes all Data Quality Checks corresponding version(s) that have been effective throughout the reporting period. While every care has been taken in the compilation of this information, GLEIF will not be held responsible for any loss, damage, or inconvenience caused by inaccuracy or error within the Global LEI Data Quality Report. The text and graphic content of the Global LEI Data Quality Report may be used, printed, and distributed ONLY with the copyright information displayed (© Copyright Global Legal Entity Identifier Foundation (GLEIF)).