

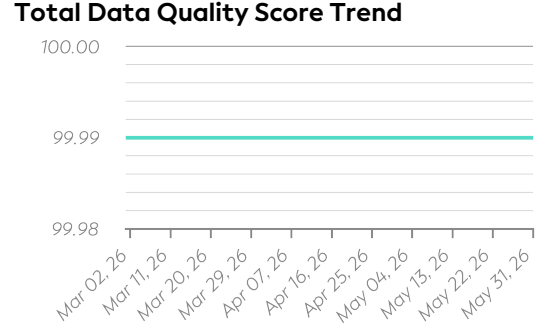
## Summary

### Key Metrics

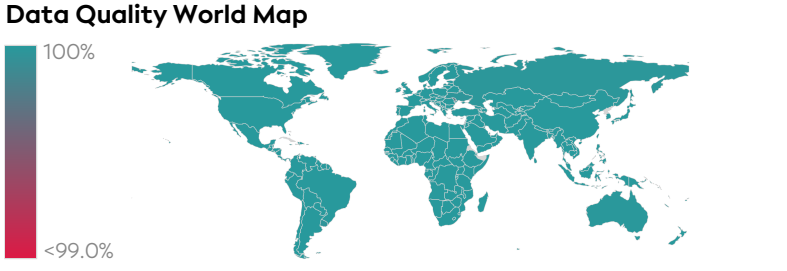
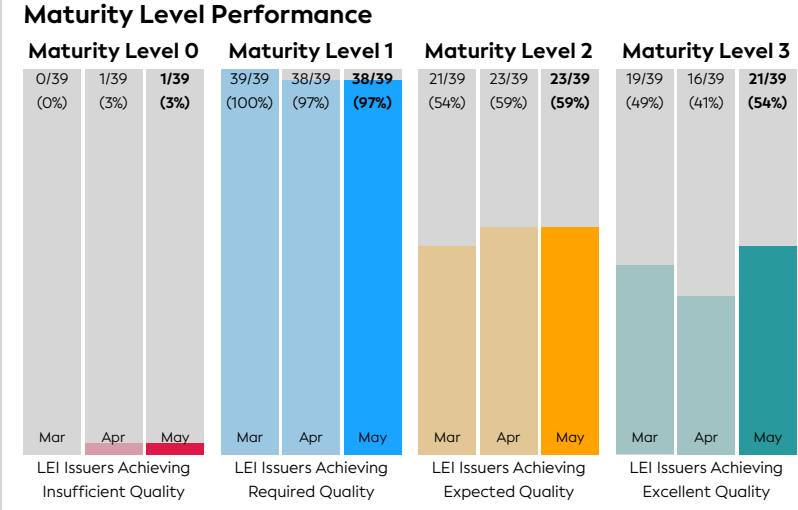
- 99.99** ● +/-0  
Average Total Data Quality Score (TDQS) compared to the previous month
- 59%** ● +/-0  
LEI Issuers Achieving Maturity Level 2 compared to the previous month
- 4 days** ● +/-0 days  
Average Days to Close a Challenge compared to the previous month

### Highlights

Level 2 data plays an important role in revealing the corporate structures behind legal entities and strengthening trust across financial and business ecosystems. With AI support, relationship information can be extracted more efficiently from reports and transformed into reliable, structured records. Recent survey feedback also shows that level 2 data is mainly used for corporate ownership or group structure analysis, risk aggregation or exposure analysis, compliance or regulatory reporting, and client onboarding. Read more in our latest "Metric in Motion" blog.



## Details



### Data Quality Criteria

Quality Criterion (No. of Checks)	Data Quality Score (DQS) Trend (Mar - May)	Avg. DQS	Avg. Number of Check Failures
Accessibility (13)		99.99	18 (<0.01%)
Accuracy (21)		99.99	49 (<0.01%)
Completeness (11)		99.99	19 (<0.01%)
Comprehensiveness (14)		99.99	4 (<0.01%)
Consistency (27)		99.99	101 (<0.01%)
Currency (2)		100.00	0 (0.00%)
Integrity (30)		99.99	55 (<0.01%)
Provenance (11)		99.99	387 (<0.01%)
Representation (17)		99.98	95 (<0.01%)
Timeliness (2)		100.00	0 (0.00%)
Uniqueness (8)		99.99	2 (<0.01%)
Validity (37)		99.99	18 (<0.01%)

### Top 5 Failing Checks

Check ID	Avg. Number of Check Failures	No. of LEI Issuers	LEI Issuers with Highest Failure Ratio
COO0346	209 (+28.22%)	4	EQS
COO0276	172 (+5.52%)	3	EQS
COO0283	80 (+63.27%)	2	EQS
COO0291	62 (+210.00%)	14	InfoCamere
COO0253	26 (+23.81%)	16	NSD, Russia

## Statistics

Totals	Values
Total LEI Records	3,325,697 (+0.91%)
Active Entities Managed	3,075,989 (+0.88%)
New Issued LEIs	30,059 (+2.65%)
Renewed LEIs	121,317 (-2.27%)
Lapsed LEIs	1,170,788 (+0.96%)
Countries	235 (+/-0.00%)
LEI Issuers	39 (+/-0.00%)

LEIs with	Values
Parent Relationships	138,210 (+0.29%)
Complete Parent Information	3,115,052 (+1.04%)
Fund Relationships	158,109 (+0.71%)

Marked Duplicates	Values
Total LEIs	6,428 (+0.55%)
Total LEIs in Percentage	<1% (-0.36%)
New Marked LEIs	35 (+45.83%)

Challenges	Values
New Challenges	3,692 (+4.03%)
Closed Challenges	3,699 (+1.54%)
Closed Challenges with Update	2,407 (+13.97%)
Avg. Days to Close a Challenge	4 (+22.80%)

DISCLAIMER: All figures of this Global LEI Data Quality Report are derived from the following sources: 1) concatenated source files provided by the LEI Issuers 2) daily Data Quality Reports and 3) challenges managed via GLEIF's Challenge Facility. The information mentioned in 1) to 3) relate to the reporting period in scope. The Data Quality Rule Setting used for the generation of this report includes all Data Quality Checks corresponding version(s) that have been effective throughout the reporting period. While every care has been taken in the compilation of this information, GLEIF will not be held responsible for any loss, damage, or inconvenience caused by inaccuracy or error within the Global LEI Data Quality Report. The text and graphic content of the Global LEI Data Quality Report may be used, printed, and distributed ONLY with the copyright information displayed (© Copyright Global Legal Entity Identifier Foundation (GLEIF)).