

Tunisie Clearing

Data Quality Report | May 2026



Summary

Key Metrics

100.00

Average Total Data Quality Score (TDQS)

● +/- 0

compared to the previous month

100%

Days, LEI Issuer Achieving Maturity Level 2

● +/- 0

compared to the previous month

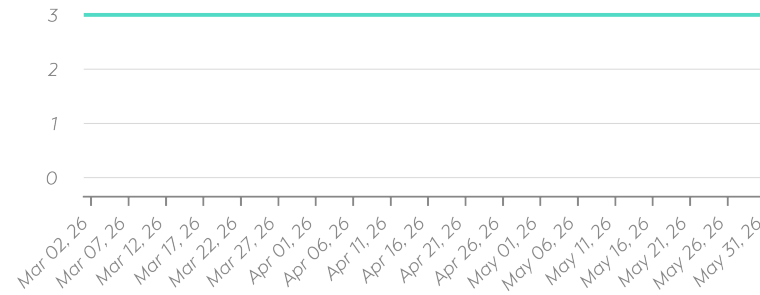
N/A

Average Days to Close a Challenge

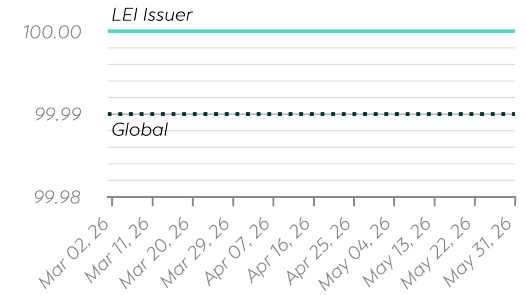
N/A

compared to the previous month

Maturity Level Trend

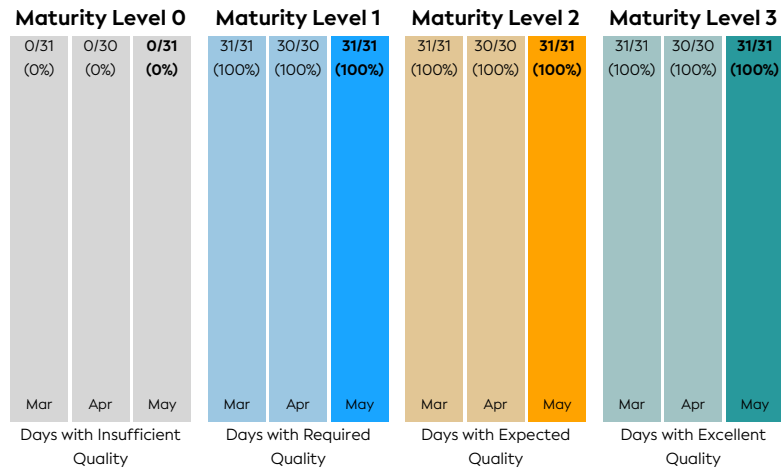


Total Data Quality Score Trend

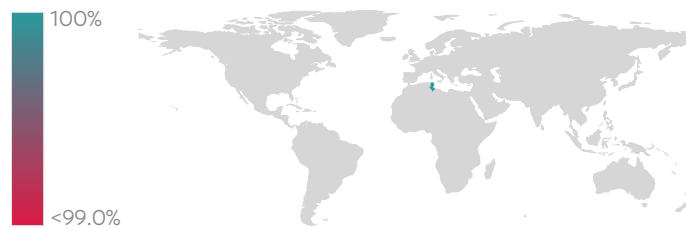


Details

Maturity Level Performance



Data Quality World Map



Data Quality Criteria

| Quality Criterion (No. of Checks) | Data Quality Score (DQS) Trend (Mar - May) | Avg. DQS | Avg. Number of Check Failures |
|-----------------------------------|--|----------|-------------------------------|
| Accessibility (13) | 100.00 | 100.00 | 0 (0.00%) |
| Accuracy (21) | 100.00 | 100.00 | 0 (0.00%) |
| Completeness (11) | 100.00 | 100.00 | 0 (0.00%) |
| Comprehensiveness (14) | 100.00 | 100.00 | 0 (0.00%) |
| Consistency (27) | 100.00 | 100.00 | 0 (0.00%) |
| Currency (2) | 100.00 | 100.00 | 0 (0.00%) |
| Integrity (30) | 100.00 | 100.00 | 0 (0.00%) |
| Provenance (11) | 100.00 | 100.00 | 0 (0.00%) |
| Representation (17) | 100.00 | 100.00 | 0 (0.00%) |
| Timeliness (2) | 100.00 | 100.00 | 0 (0.00%) |
| Uniqueness (8) | 100.00 | 100.00 | 0 (0.00%) |
| Validity (37) | 100.00 | 100.00 | 0 (0.00%) |

Statistics

| Totals | Values |
|---|---------------|
| Total LEI Records | 74 (+/-0.00%) |
| Active Entities Managed | 74 (+/-0.00%) |
| New Issued LEIs | 0 (+/-0.00%) |
| Renewed LEIs | 2 (-66.67%) |
| Lapsed LEIs | 7 (+/-0.00%) |
| Countries | 1 (+/-0.00%) |
| LEIs with | Values |
| Parent Relationships | 19 (+/-0.00%) |
| Complete Parent Information | 74 (+/-0.00%) |
| Fund Relationships | 0 (+/-0.00%) |
| Marked Duplicates | Values |
| Total LEIs | 0 (+/-0.00%) |
| Total LEIs in Percentage | 0% (+/-0.00%) |
| New Marked LEIs | 0 (+/-0.00%) |
| Challenges | Values |
| New Challenges | 0 (+/-0.00%) |
| Closed Challenges | 0 (+/-0.00%) |
| Closed Challenges with Update | 0 (+/-0.00%) |
| Avg. Days to Close a Challenge | - (-) |
| Files | Values |
| No. of Days per Month with CDF-Compliant File Uploads | 31 (+/-0.00%) |

Top 5 Failing Checks

| Check ID | Avg. Number of Check Failures | Maturity Level | Quality Criterion |
|----------|-------------------------------|----------------|-------------------|
| N/A | - (-) | - | - |
| N/A | - (-) | - | - |
| N/A | - (-) | - | - |
| N/A | - (-) | - | - |
| N/A | - (-) | - | - |