

### Summary

#### Key Metrics

**100.00**

Average Total Data Quality Score (TDQS)

○ +/- 0

compared to the previous month

**100%**

Days, LEI Issuer Achieving Maturity Level 2

○ +/- 0

compared to the previous month

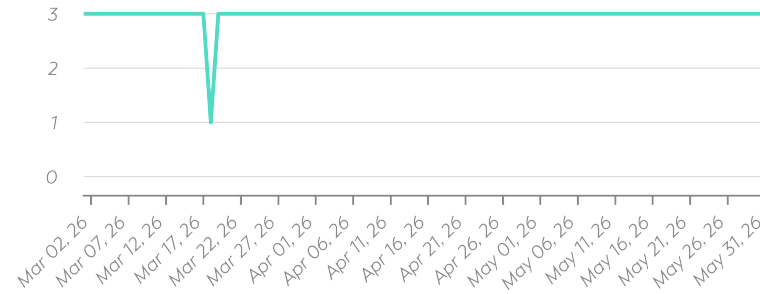
**5 days**

Average Days to Close a Challenge

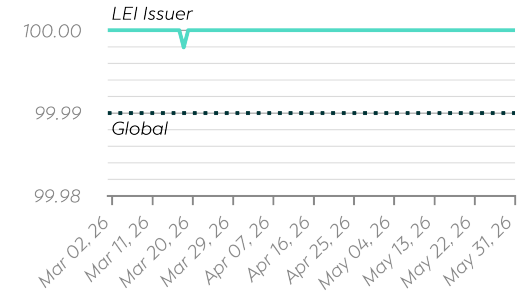
▼ +3 days

compared to the previous month

#### Maturity Level Trend

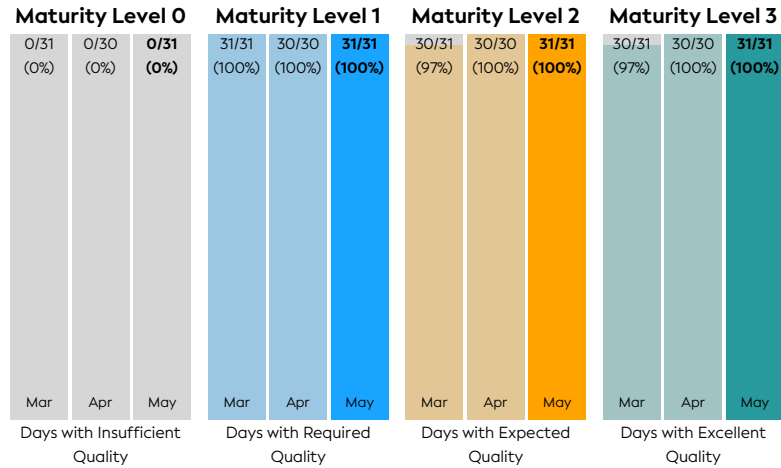


#### Total Data Quality Score Trend

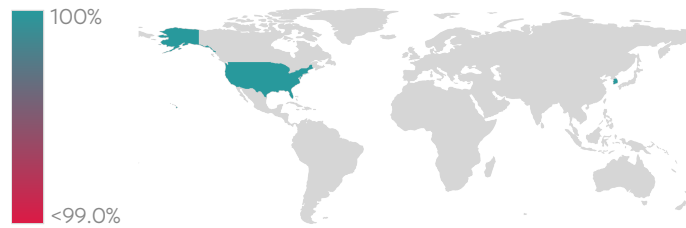


### Details

#### Maturity Level Performance



#### Data Quality World Map



#### Data Quality Criteria

Quality Criterion (No. of Checks)	Data Quality Score (DQS) Trend (Mar - May)	Avg. DQS	Avg. Number of Check Failures
Accessibility (13)	100.00	100.00	0 (0.00%)
Accuracy (21)	100.00	100.00	0 (0.00%)
Completeness (11)	100.00	100.00	0 (0.00%)
Comprehensiveness (14)	100.00	100.00	0 (0.00%)
Consistency (27)	100.00	100.00	0 (0.00%)
Currency (2)	100.00	100.00	0 (0.00%)
Integrity (30)	100.00	100.00	0 (0.00%)
Provenance (11)	100.00	100.00	0 (0.00%)
Representation (17)	100.00	100.00	0 (0.00%)
Timeliness (2)	100.00	100.00	0 (0.00%)
Uniqueness (8)	100.00	100.00	0 (0.00%)
Validity (37)	100.00	100.00	0 (0.00%)

### Statistics

Totals	Values
Total LEI Records	2,042 (+0.69%)
Active Entities Managed	1,896 (+0.42%)
New Issued LEIs	14 (-30.00%)
Renewed LEIs	72 (-5.26%)
Lapsed LEIs	872 (+1.28%)
Countries	4 (+/-0.00%)

LEIs with	Values
Parent Relationships	236 (+0.85%)
Complete Parent Information	2,027 (+0.70%)
Fund Relationships	524 (-0.76%)

Marked Duplicates	Values
Total LEIs	4 (+/-0.00%)
Total LEIs in Percentage	<1% (-0.66%)
New Marked LEIs	0 (+/-0.00%)

Challenges	Values
New Challenges	1 (-75.00%)
Closed Challenges	3 (+50.00%)
Closed Challenges with Update	3 (+50.00%)
Avg. Days to Close a Challenge	5 (+139.11%)

Files	Values
No. of Days per Month with CDF-Compliant File Uploads	31 (+/-0.00%)

#### Top 5 Failing Checks

Check ID	Avg. Number of Check Failures	Maturity Level	Quality Criterion
N/A	- (-)	-	-
N/A	- (-)	-	-
N/A	- (-)	-	-
N/A	- (-)	-	-
N/A	- (-)	-	-