

# Tunisie Clearing

## Data Quality Report | October 2023



### Summary

#### Key Metrics

**100.00**

Average Total Data Quality Score (TDQS)

● +/- 0

compared to the previous month

**100%**

Days, LEI Issuer Achieving Maturity Level 2

● +/- 0

compared to the previous month

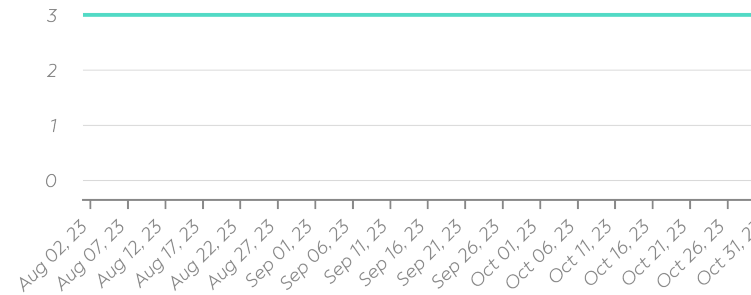
**N/A**

Average Days to Close a Challenge

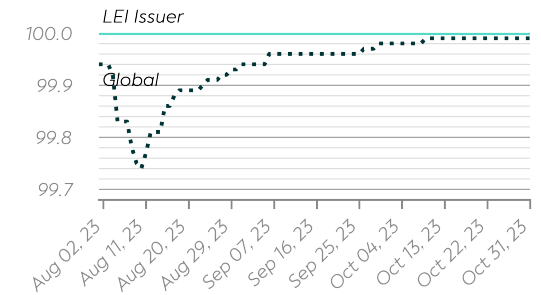
N/A

compared to the previous month

#### Maturity Level Trend

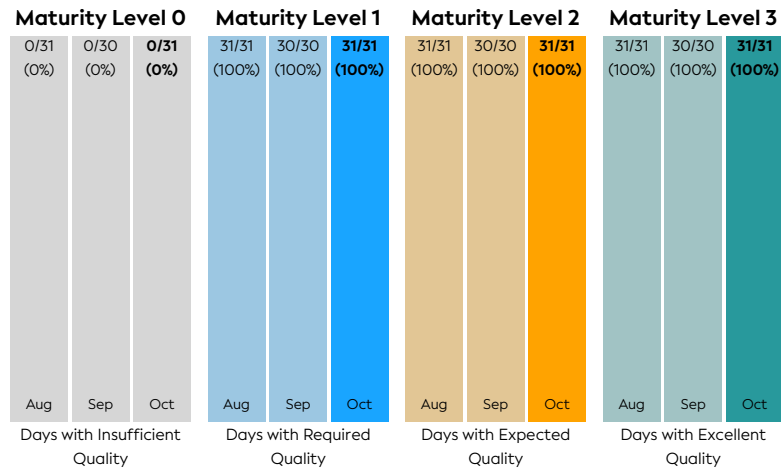


#### Total Data Quality Score Trend

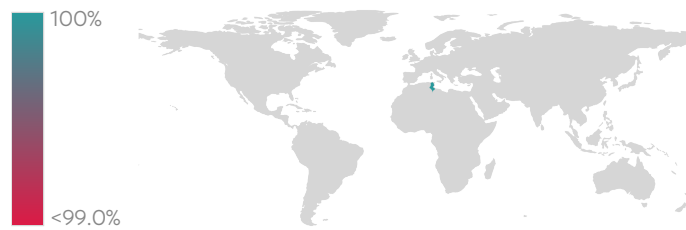


### Details

#### Maturity Level Performance



#### Data Quality World Map



#### Data Quality Criteria

| Quality Criterion (No. of Checks) | Data Quality Score (DQS) Trend (Aug - Oct) | Avg. DQS | Avg. Number of Check Failures |
|-----------------------------------|--|----------|-------------------------------|
| Accessibility (11)                | 100.00                                     | 100.00   | 0 (0.00%)                     |
| Accuracy (12)                     | 100.00                                     | 100.00   | 0 (0.00%)                     |
| Completeness (9)                  | 100.00                                     | 100.00   | 0 (0.00%)                     |
| Comprehensiveness (10)            | 100.00                                     | 100.00   | 0 (0.00%)                     |
| Consistency (23)                  | 100.00                                     | 100.00   | 0 (0.00%)                     |
| Currency (1)                      | 100.00                                     | 100.00   | 0 (0.00%)                     |
| Integrity (23)                    | 100.00                                     | 100.00   | 0 (0.00%)                     |
| Provenance (10)                   | -  | -        | - (-)                         |
| Representation (6)                | 100.00                                     | 100.00   | 0 (0.00%)                     |
| Timeliness (2)                    | 100.00                                     | 100.00   | 0 (0.00%)                     |
| Uniqueness (7)                    | 100.00                                     | 100.00   | 0 (0.00%)                     |
| Validity (27)                     | 100.00                                     | 100.00   | 0 (0.00%)                     |

#### Top 5 Failing Checks

| Check ID | Avg. Number of Check Failures | Maturity Level | Quality Criterion |
|----------|-------------------------------|----------------|-------------------|
| N/A      | - (-)                         | -              | -                 |
| N/A      | - (-)                         | -              | -                 |
| N/A      | - (-)                         | -              | -                 |
| N/A      | - (-)                         | -              | -                 |
| N/A      | - (-)                         | -              | -                 |

### Statistics

| Totals                  | Values        |
|-------------------------|---------------|
| Total LEI Records       | 56 (+/-0.00%) |
| Active Entities Managed | 56 (+/-0.00%) |
| New Issued LEIs         | 0 (-100.00%)  |
| Renewed LEIs            | 1 (-50.00%)   |
| Lapsed LEIs             | 1 (+/-0.00%)  |
| Countries               | 1 (+/-0.00%)  |

| LEIs with                   | Values        |
|-----------------------------|---------------|
| Parent Relationships        | 17 (+/-0.00%) |
| Complete Parent Information | 56 (+/-0.00%) |
| Fund Relationships          | 0 (+/-0.00%)  |

| Marked Duplicates        | Values        |
|--------------------------|---------------|
| Total LEIs               | 0 (+/-0.00%)  |
| Total LEIs in Percentage | 0% (+/-0.00%) |
| New Marked LEIs          | 0 (+/-0.00%)  |

| Challenges                     | Values       |
|--------------------------------|--------------|
| New Challenges                 | 0 (+/-0.00%) |
| Closed Challenges              | 0 (+/-0.00%) |
| Closed Challenges with Update  | 0 (+/-0.00%) |
| Avg. Days to Close a Challenge | - (-)        |

| Files   | Values      |
|---|-------------|
| No. of Days per Month with CDF-Compliant File Uploads | 30 (+3.44%) |