

Data Quality Report | October 2023



Summary

Key Metrics

99.99

● $+/-0$

Average Total Data Quality Score (TDQS)

compared to the previous month

65%

N/A

Days, LEI Issuer Achieving Maturity Level 2

compared to the previous month

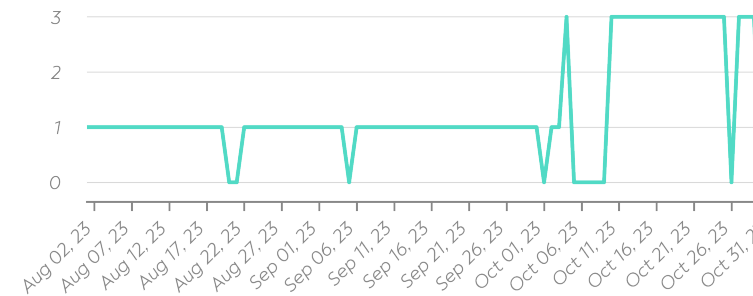
13 days

▼+10 days

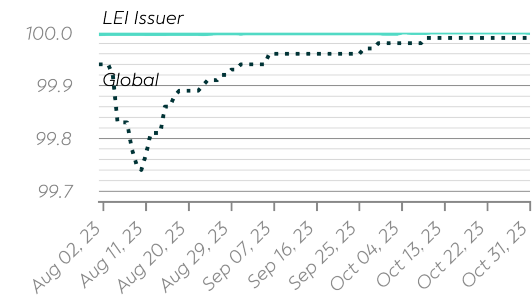
Average Days to Close a Challenge

compared to the previous month

Maturity Level Trend

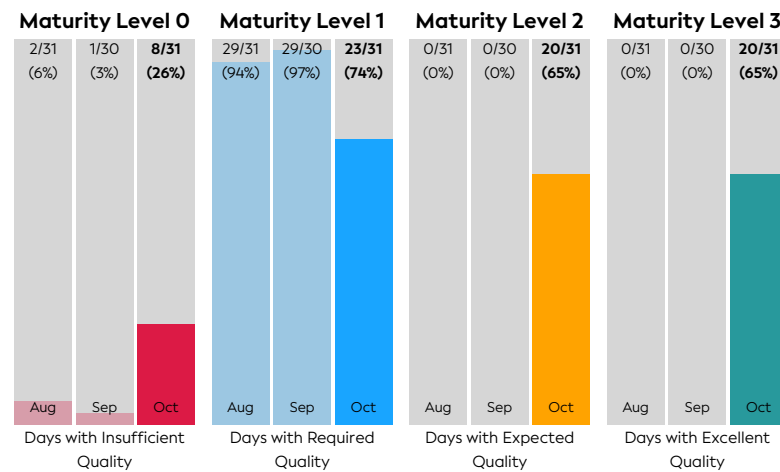


Total Data Quality Score Trend



Details

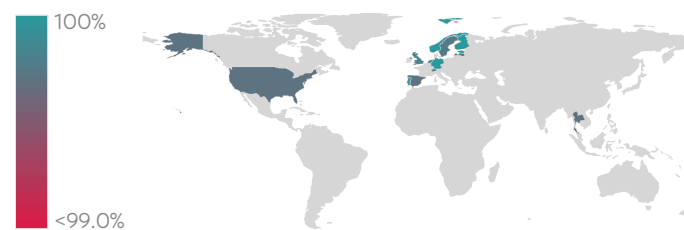
Maturity Level Performance















Top 5 Failing Checks

Check ID	Avg. Number of Check Failures	Maturity Level	Quality Criterion
C000433	2 (-91.30%)	Expected	Completeness
C000247	<1 (+675.08%)	Expected	Consistency
C000253	<1 (+675.08%)	Expected	Consistency
C000407	<1 (+675.08%)	Excellent	Consistency
C000262	<1 (-)	Required	Currency

Data Quality World Map



Data Quality Criteria

Quality Criterion (No. of Checks)	Data Quality Score (DQS) Trend (Aug - Oct)	Avg. DQS	Avg. Number of Check Failures
Accessibility (11)		100.00	0 (0.00%)
Accuracy (12)		100.00	0 (0.00%)
Completeness (9)		99.99	2 (<0.01%)
Comprehensiveness (10)		100.00	0 (0.00%)
Consistency (23)		99.99	<1 (<0.01%)
Currency (1)		99.98	<1 (<0.01%)
Integrity (23)		100.00	0 (0.00%)
Provenance (10)		100.00	0 (0.00%)
Representation (6)		100.00	0 (0.00%)
Timeliness (2)		100.00	0 (0.00%)
Uniqueness (7)		100.00	0 (0.00%)
Validity (27)		100.00	0 (0.00%)

Statistics

Totals	Values
Total LEI Records	41,470 (+0.56%)
Active Entities Managed	38,626 (+0.47%)
New Issued LEIs	231 (+1.32%)
Renewed LEIs	4,724 (+61.73%)
Lapsed LEIs	4,697 (+2.53%)
Countries	14 (+7.69%)

LEIs with	Values
Parent Relationships	1,284 (+0.39%)
Complete Parent Information	38,322 (+0.49%)
Fund Relationships	0 (+/-0.00%)

Marked Duplicates	Values
Total LEIs	5 (+/-0.00%)
Total LEIs in Percentage	<1% (+/-0.00%)
New Marked LEIs	0 (+/-0.00%)

Challenges	Values
New Challenges	5 (-96.88%)
Closed Challenges	160 (> +1,000%)
Closed Challenges with Update	0 (+/-0.00%)
Avg. Days to Close a Challenge	13 (+246.68%)

Files	Values
No. of Days per Month with CDF-Compliant File Uploads	29 (-3.12%)

DISCLAIMER: All figures of this LEI Data Quality Report are derived from these sources: 1) concatenated source files provided by this LEI Issuer 2) daily Data Quality Reports assigned to this LEI Issuer and 3) challenges managed via GLEIF's Challenge Facility by this LEI Issuer. The sources mentioned in 1) to 3) relate to the reporting period in scope. The Data Quality Rule Setting used for the generation of this report includes all Data Quality Checks corresponding version(s) that have been effective throughout the reporting period. While every care has been taken in the compilation of this information, GLEIF will not be held responsible for any loss, damage, or inconvenience caused by inaccuracy or error within the LEI Data Quality Report. The text and graphic content of the LEI Data Quality Report may be used, printed, and distributed ONLY with the copyright information displayed (© Copyright Global Legal Entity Identifier Foundation (GLEIF)).