

London Stock Exchange

Data Quality Report | September 2023



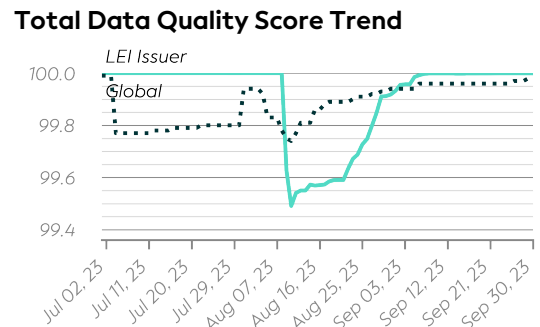
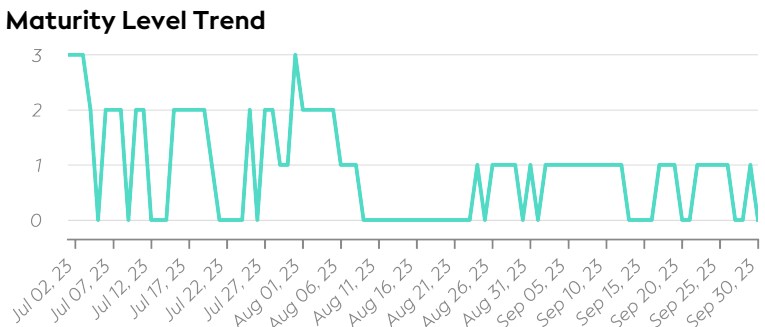
Summary

Key Metrics

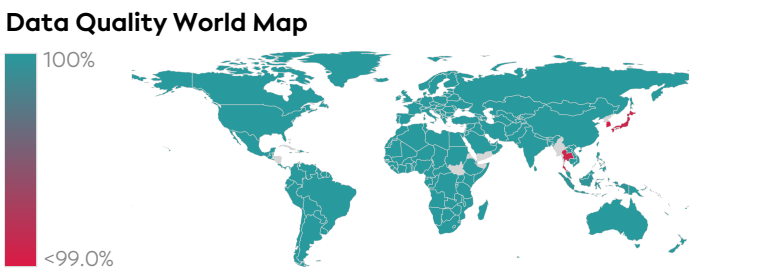
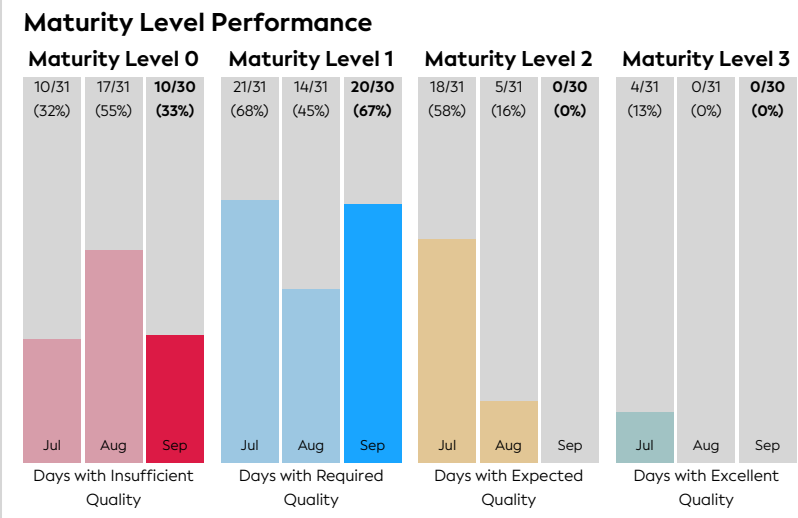
99.99 ▲ +0.24
Average Total Data Quality Score (TDQS) compared to the previous month

0% ▼ -16%
Days, LEI Issuer Achieving Maturity Level 2 compared to the previous month

6 days ▼ +3 days
Average Days to Close a Challenge compared to the previous month



Details



Data Quality Criteria

Quality Criterion (No. of Checks)	Data Quality Score (DQS) Trend (Jul - Sep)	Avg. DQS	Avg. Number of Check Failures
Accessibility (11)		99.99	<1 (<0.01%)
Accuracy (12)		99.99	<1 (<0.01%)
Completeness (9)		99.99	<1 (<0.01%)
Comprehensiveness (10)		99.99	1 (<0.01%)
Consistency (23)		99.99	3 (<0.01%)
Currency (1)		100.00	0 (0.00%)
Integrity (23)		99.99	<1 (<0.01%)
Provenance (10)		99.99	29 (<0.01%)
Representation (7)		95.82	70 (<0.01%)
Timeliness (2)		100.00	0 (0.00%)
Uniqueness (7)		99.99	2 (<0.01%)
Validity (27)		99.93	14 (<0.01%)

Top 5 Failing Checks

Check ID	Avg. Number of Check Failures	Maturity Level	Quality Criterion
C000429	70 (-84.44%)	Excellent	Representation
C000346	29 (-97.57%)	Excellent	Provenance
C000382	14 (-87.83%)	Excellent	Validity
C000180	2 (+463.70%)	Expected	Uniqueness
C000247	2 (-80.00%)	Expected	Consistency

Statistics

Totals	Values
Total LEI Records	282,293 (-0.55%)
Active Entities Managed	265,497 (-0.68%)
New Issued LEIs	812 (+5.73%)
Renewed LEIs	8,680 (+33.72%)
Lapsed LEIs	152,279 (+1.43%)
Countries	219 (+/-0.00%)

LEIs with	Values
Parent Relationships	26,712 (-2.19%)
Complete Parent Information	263,910 (-0.45%)
Fund Relationships	19,958 (-1.28%)

Marked Duplicates	Values
Total LEIs	1,443 (+0.42%)
Total LEIs in Percentage	<1% (+0.99%)
New Marked LEIs	6 (-99.22%)

Challenges	Values
New Challenges	399 (+177.08%)
Closed Challenges	317 (+199.06%)
Closed Challenges with Update	248 (+386.27%)
Avg. Days to Close a Challenge	6 (+83.78%)

Files	Values
No. of Days per Month with CDF-Compliant File Uploads	29 (-3.33%)

DISCLAIMER: All figures of this LEI Data Quality Report are derived from these sources: 1) concatenated source files provided by this LEI Issuer 2) daily Data Quality Reports assigned to this LEI Issuer and 3) challenges managed via GLEIF's Challenge Facility by this LEI Issuer. The sources mentioned in 1) to 3) relate to the reporting period in scope. The Data Quality Rule Setting used for the generation of this report includes all Data Quality Checks corresponding version(s) that have been effective throughout the reporting period. While every care has been taken in the compilation of this information, GLEIF will not be held responsible for any loss, damage, or inconvenience caused by inaccuracy or error within the LEI Data Quality Report. The text and graphic content of the LEI Data Quality Report may be used, printed, and distributed ONLY with the copyright information displayed © Copyright Global Legal Entity Identifier Foundation (GLEIF).