

LEIL

Data Quality Report | September 2023



Summary

Key Metrics

99.99

○ +/-0

Average Total Data Quality Score (TDQS)

compared to the previous month

0%

N/A

Days, LEI Issuer Achieving Maturity Level 2

compared to the previous month

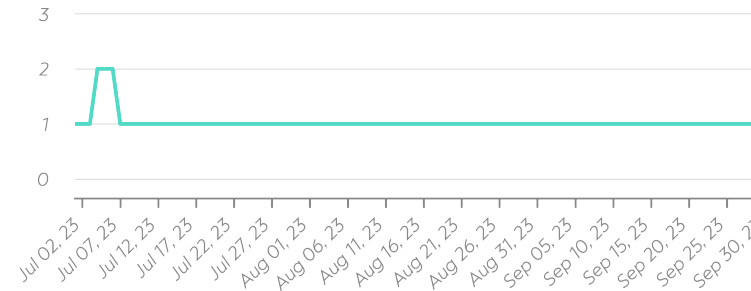
3 days

▼ +2 days

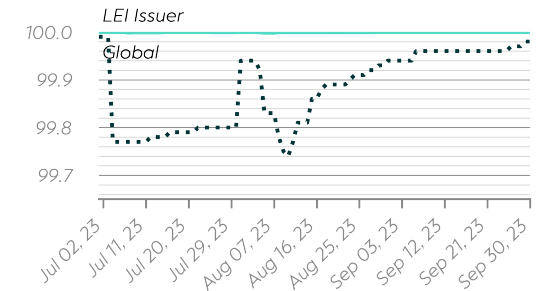
Average Days to Close a Challenge

compared to the previous month

Maturity Level Trend

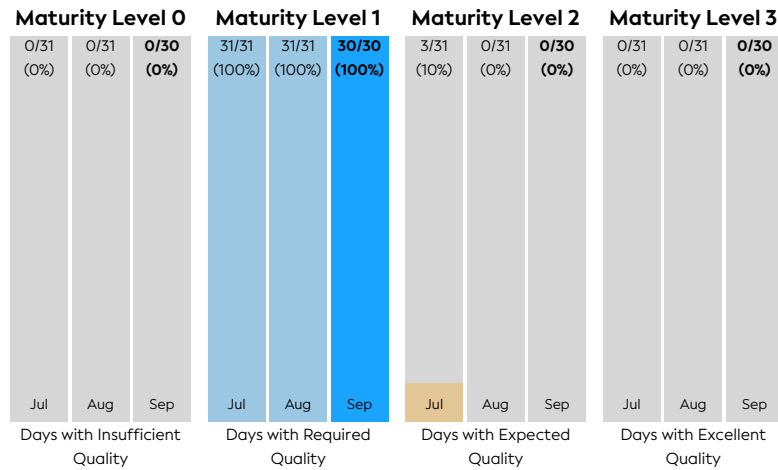


Total Data Quality Score Trend

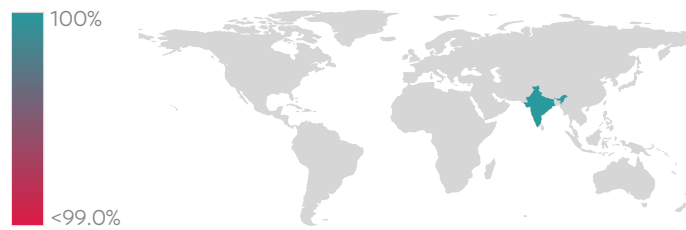


Details

Maturity Level Performance



Data Quality World Map



Data Quality Criteria

| Quality Criterion (No. of Checks) | Data Quality Score (DQS) Trend (Jul - Sep) | Avg. DQS | Avg. Number of Check Failures |
|-----------------------------------|--|----------|-------------------------------|
| Accessibility (11) | [Line chart] | 100.00 | 0 (0.00%) |
| Accuracy (12) | [Line chart] | 100.00 | 0 (0.00%) |
| Completeness (9) | [Line chart] | 99.99 | <1 (<0.01%) |
| Comprehensiveness (10) | [Line chart] | 100.00 | 0 (0.00%) |
| Consistency (23) | [Line chart] | 99.99 | 1 (<0.01%) |
| Currency (1) | [Line chart] | 100.00 | 0 (0.00%) |
| Integrity (23) | [Line chart] | 99.98 | <1 (<0.01%) |
| Provenance (10) | [Line chart] | 100.00 | 0 (0.00%) |
| Representation (7) | [Line chart] | 100.00 | 0 (0.00%) |
| Timeliness (2) | [Line chart] | 100.00 | 0 (0.00%) |
| Uniqueness (7) | [Line chart] | 99.99 | <1 (<0.01%) |
| Validity (27) | [Line chart] | 100.00 | 0 (0.00%) |

Top 5 Failing Checks

| Check ID | Avg. Number of Check Failures | Maturity Level | Quality Criterion |
|-------------------------|-------------------------------|----------------|-------------------|
| CO00180 | <1 (-33.33%) | Expected | Uniqueness |
| CO00383 | <1 (-68.34%) | Excellent | Consistency |
| CO00243 | <1 (-63.33%) | Expected | Completeness |
| CO00291 | <1 (+158.37%) | Expected | Consistency |
| CO00182 | <1 (-) | Expected | Integrity |

Statistics

| Totals | Values |
|---|-----------------|
| Total LEI Records | 63,120 (+1.80%) |
| Active Entities Managed | 61,890 (+1.75%) |
| New Issued LEIs | 1,223 (-11.76%) |
| Renewed LEIs | 3,503 (-19.97%) |
| Lapsed LEIs | 8,421 (+2.23%) |
| Countries | 1 (+/-0.00%) |
| LEIs with | Values |
| Parent Relationships | 4,607 (-0.22%) |
| Complete Parent Information | 62,592 (+1.79%) |
| Fund Relationships | 1,493 (+1.22%) |
| Marked Duplicates | Values |
| Total LEIs | 28 (+12.00%) |
| Total LEIs in Percentage | <1% (+10.17%) |
| New Marked LEIs | 3 (-) |
| Challenges | Values |
| New Challenges | 45 (+800.00%) |
| Closed Challenges | 34 (> +1,000%) |
| Closed Challenges with Update | 23 (-) |
| Avg. Days to Close a Challenge | 3 (+235.91%) |
| Files | Values |
| No. of Days per Month with CDF-Compliant File Uploads | 28 (-6.67%) |