



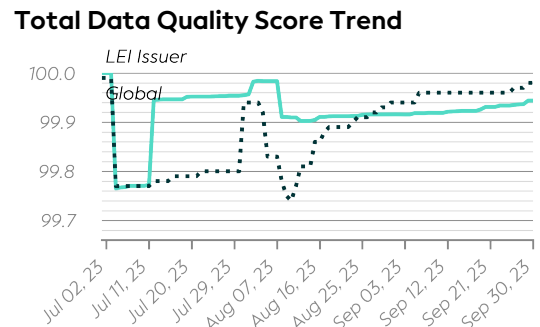
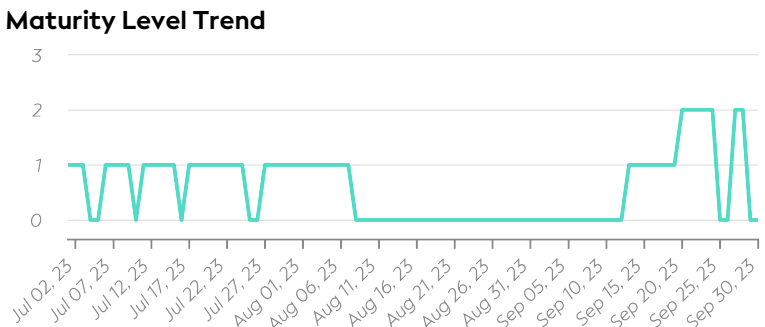
Summary

Key Metrics

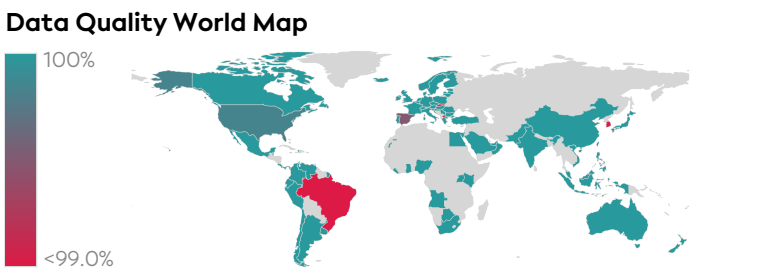
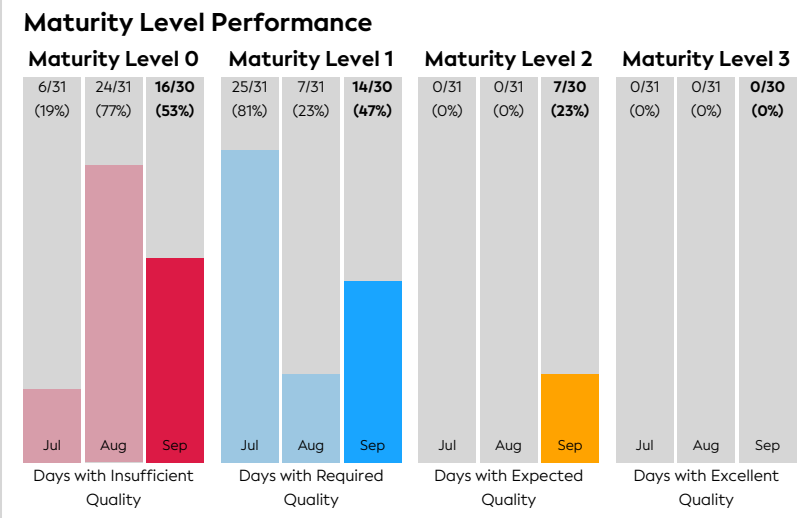
99.92 ● +/-0
Average Total Data Quality Score (TDQS) compared to the previous month

23% N/A
Days, LEI Issuer Achieving Maturity Level 2 compared to the previous month

4 days ▲ -5 days
Average Days to Close a Challenge compared to the previous month



Details



Data Quality Criteria

Quality Criterion (No. of Checks)	Data Quality Score (DQS) Trend (Jul - Sep)	Avg. DQS	Avg. Number of Check Failures
Accessibility (11)		100.00	0 (0.00%)
Accuracy (12)		99.99	3 (<0.01%)
Completeness (9)		100.00	0 (0.00%)
Comprehensiveness (10)		95.19	196 (0.04%)
Consistency (23)		99.95	5 (<0.01%)
Currency (1)		99.99	<1 (<0.01%)
Integrity (23)		99.98	1 (<0.01%)
Provenance (10)		99.88	30 (<0.01%)
Representation (7)		96.72	1 (<0.01%)
Timeliness (2)		100.00	0 (0.00%)
Uniqueness (7)		99.98	<1 (<0.01%)
Validity (27)		99.86	13 (<0.01%)

Top 5 Failing Checks

Check ID	Avg. Number of Check Failures	Maturity Level	Quality Criterion
C000379	196 (+14.62%)	Excellent	Comprehensiveness
C000346	14 (-6.67%)	Excellent	Provenance
C000276	14 (+/-0.00%)	Excellent	Provenance
C000146	9 (-)	Required	Validity
C000383	4 (-33.33%)	Excellent	Consistency

Statistics

Totals	Values
Total LEI Records	52,752 (-0.73%)
Active Entities Managed	51,752 (-0.79%)
New Issued LEIs	246 (-7.87%)
Renewed LEIs	2,236 (+22.32%)
Lapsed LEIs	18,987 (+0.48%)
Countries	98 (+/-0.00%)

LEIs with	Values
Parent Relationships	1,872 (-4.10%)
Complete Parent Information	52,381 (-0.06%)
Fund Relationships	2,973 (+1.92%)

Marked Duplicates	Values
Total LEIs	151 (+0.67%)
Total LEIs in Percentage	<1% (+1.38%)
New Marked LEIs	1 (-96.77%)

Challenges	Values
New Challenges	72 (+500.00%)
Closed Challenges	13 (+116.67%)
Closed Challenges with Update	10 (+66.67%)
Avg. Days to Close a Challenge	4 (-48.72%)

Files	Values
No. of Days per Month with CDF-Compliant File Uploads	29 (-3.33%)

DISCLAIMER: All figures of this LEI Data Quality Report are derived from these sources: 1) concatenated source files provided by this LEI Issuer 2) daily Data Quality Reports assigned to this LEI Issuer and 3) challenges managed via GLEIF's Challenge Facility by this LEI Issuer. The sources mentioned in 1) to 3) relate to the reporting period in scope. The Data Quality Rule Setting used for the generation of this report includes all Data Quality Checks corresponding version(s) that have been effective throughout the reporting period. While every care has been taken in the compilation of this information, GLEIF will not be held responsible for any loss, damage, or inconvenience caused by inaccuracy or error within the LEI Data Quality Report. The text and graphic content of the LEI Data Quality Report may be used, printed, and distributed ONLY with the copyright information displayed © Copyright Global Legal Entity Identifier Foundation (GLEIF).