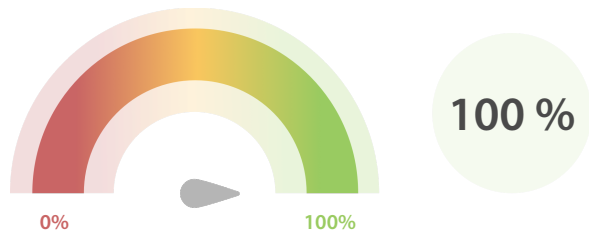


## Data Quality Scores

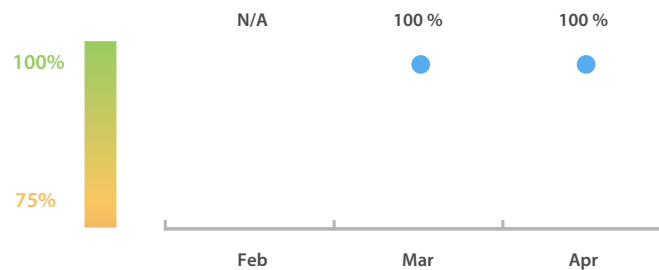
### LEI Issuer Total Data Quality Score

The LEI Issuer Total Data Quality Score is calculated as the equal weighted average of the 7 'Data Quality Criteria'.

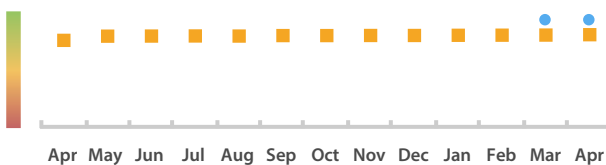


### LEI Issuer Total Data Quality Score Trend

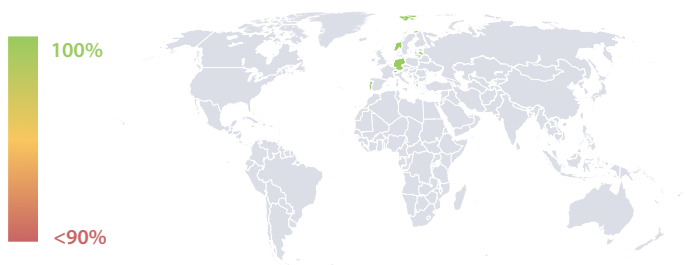
Progress achieved with regard to the continuous optimization of the data quality based on the LEI Issuer Total Data Quality Score.



### LEI Issuer Data Quality (●) against LEI Pool Average (■)



### Data Quality in Covered Countries

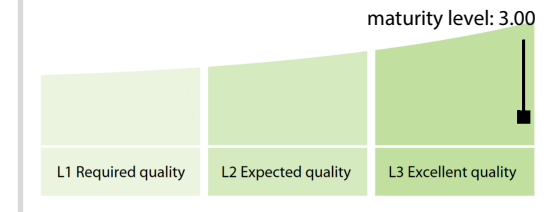


### Data Quality Criteria

	Apr	Mar	Feb	30-Apr-16
Accuracy	100.00 %	100.00 %	N/A	N/A
Completeness	100.00 %	100.00 %	N/A	N/A
Comprehensiveness	100.00 %	100.00 %	N/A	N/A
Integrity	100.00 %	100.00 %	N/A	N/A
Representation	100.00 %	100.00 %	N/A	N/A
Uniqueness	100.00 %	100.00 %	N/A	N/A
Validity	100.00 %	100.00 %	N/A	N/A

The Data Quality criteria is expected to contain 12 dimensions. Currently a subset of 7 criteria is implemented, to the detriment of the score, as they are averaged on all of them. This is expected to change, on a non-fixed timeline, to include all 12 dimensions.

## Quality Maturity Level



## Statistics

### LEI Issuer Totals

	Values
Managed LEIs	12 ↑
Active entities managed	12 ↑
Inactive entities managed	0 →
Covered countries	5 ↑

### Challenges

	Values
Received challenges	0 →
'No change' challenges	0 →
Duplicates detected	0 →

### Files

	Values
No. of days per month with CDF-compliant file uploads	30 / 30 ↑