

Centrálny depozitár cenných papierov SR, a.s. (CSD Slovakia)

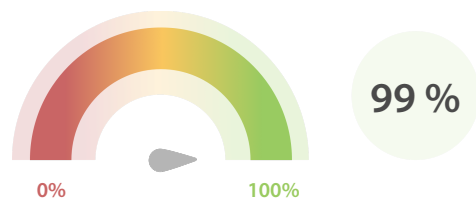
| Data Quality Report | April 2018



Data Quality Scores

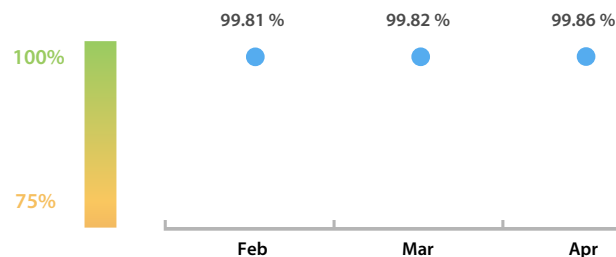
LEI Issuer Total Data Quality Score

The LEI Issuer Total Data Quality Score is calculated as the equal weighted average of the 8 'Data Quality Criteria'.




LEI Issuer Total Data Quality Score Trend

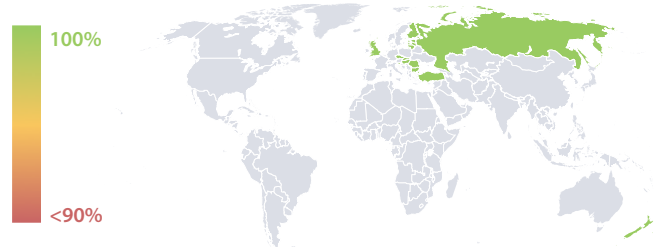
Progress achieved with regard to the continuous optimization of the data quality based on the LEI Issuer Total Data Quality Score.



LEI Issuer Data Quality (●) against LEI Pool Average (■)



Data Quality in Covered Countries



Data Quality Criteria


	Apr	Mar	# Checks	# Failed Records
Accuracy	100.00 %	100.00 %	7	0 (0 %)
Completeness	99.69 %	99.76 %	1	4 (0.30 %)
Comprehensiveness	100.00 %	100.00 %	2	0 (0 %)
Consistency	99.26 %	98.90 %	16	152 (11.71 %)
Currency	100.00 %	100.00 %	1	0 (0 %)
Integrity	99.97 %	99.97 %	15	5 (0.38 %)
Uniqueness	100.00 %	100.00 %	1	0 (0 %)
Validity	99.98 %	99.95 %	15	2 (0.15 %)

The Data Quality criteria is expected to contain 12 dimensions. Currently a subset of 8 criteria is implemented, to the detriment of the score, as they are averaged on all of them. This is expected to change, on a nonfixed timeline, to include all 12 dimensions.

Top 5 Failing Checks

	# Failed Records	Check description
C000245	152	LEI has exactly one record for ultimate parent and ...
C000243	4	this LEI must not have any parent RR record and m...
C000155	4	SuccessorLEI or SuccessorEntityName is present if ...
C000259	1	ValidationAuthorityID is RA999999 or ValidationAut...
C000244	1	No public RR records(s) with RegistrationStatus = P...

Quality Maturity Level



Statistics

Totals	Values
Managed LEIs	1,298 (+3.42 %)
Active entities managed	1,290 (+3.44 %)
Inactive entities managed	8 (+/-0 %)
Covered countries	15 (-6.25 %)
New lapsed LEIs *	33 (-50.00 %)

Level 2 Info	Values
LEIs with LEI parent relationships	41 (+2.50 %)
LEIs with complete parent information	829 (+24.84 %)

Duplicates	Values
Total LEIs marked as duplicate **	1 (+/-0 %)
Duplicate percentage of managed LEIs	< 1 % (-3.31 %)

Challenges	Values
Challenges this month	1 (> 1000 %)
Duplicates found this month	0 (+/-0 %)
Updates to entity information this month	1 (> 1000 %)

Files	Values
No. of days per month with CDF-compliant file uploads	30 / 30 (+3.33 %)

* Please see our Business Report www.gleif.org/business-reports for detailed information around lapsed LEIs.

** RegistrationStatus = DUPLICATE

DISCLAIMER: All figures of this LEI Data Quality Report are derived from these sources: 1) Global Legal Entity Identifier Foundation (GLEIF) Concatenated end-of-month files for all months mentioned in this report and 2) Data Quality Reports for all aforementioned concatenated files based on the LEI-Data-Quality-Check Specification v2.0.1. While every care has been taken in the compilation of this information, GLEIF will not be held responsible for any loss, damage or inconvenience caused as a result of inaccuracy or error within the LEI Data Quality Report. The text and graphic content of the LEI Data Quality Report may be used, printed and distributed ONLY with the copyright information displayed (© Copyright Global Legal Entity Identifier Foundation (GLEIF)).