

Data Quality Scores

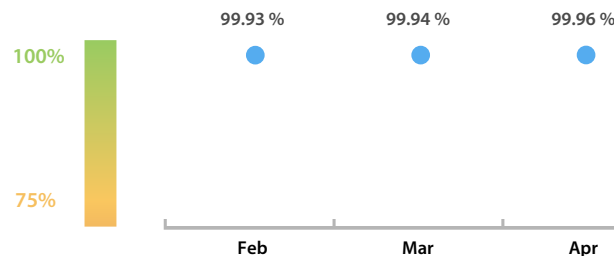
LEI Issuer Total Data Quality Score

The LEI Issuer Total Data Quality Score is calculated as the equal weighted average of the 8 'Data Quality Criteria'.




LEI Issuer Total Data Quality Score Trend

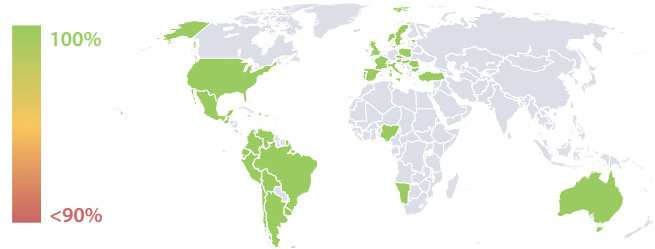
Progress achieved with regard to the continuous optimization of the data quality based on the LEI Issuer Total Data Quality Score.



LEI Issuer Data Quality (●) against LEI Pool Average (■)



Data Quality in Covered Countries



Top 5 Failing Checks


	# Failed Records	Check description
C000260	946	RelationshipPeriods with PeriodType RELATIONSH...
C000266	643	then RelationshipPeriods with PeriodType of ACCO...
C000267	581	a RelationshipPeriod with PeriodType ACCOUNTI...
C000245	356	LEI has exactly one record for ultimate parent and ...
C000243	63	this LEI must not have any parent RR record and m...

Data Quality Criteria

	Apr	Mar	# Checks	# Failed Records
Accuracy	100.00 %	100.00 %	7	0 (0 %)
Completeness	99.91 %	99.91 %	1	63 (0.08 %)
Comprehensiveness	100.00 %	100.00 %	2	0 (0 %)
Consistency	99.89 %	99.80 %	16	1,306 (1.71 %)
Currency	100.00 %	100.00 %	1	0 (0 %)
Integrity	99.99 %	99.99 %	15	3 (< 0.01 %)
Uniqueness	99.99 %	99.99 %	1	1 (< 0.01 %)
Validity	99.89 %	99.83 %	15	698 (0.91 %)

The Data Quality criteria is expected to contain 12 dimensions. Currently a subset of 8 criteria is implemented, to the detriment of the score, as they are averaged on all of them. This is expected to change, on a nonfixed timeline, to include all 12 dimensions.

Quality Maturity Level



Statistics

Totals	Values
Managed LEIs	76,196 (+2.56 %)
Active entities managed	76,027 (+2.56 %)
Inactive entities managed	169 (+2.42 %)
Covered countries	53 (+1.92 %)
New lapsed LEIs *	142 (-30.04 %)

Level 2 Info	Values
LEIs with LEI parent relationships	2,749 (-0.61 %)
LEIs with complete parent information	70,347 (+3.95 %)

Duplicates	Values
Total LEIs marked as duplicate **	78 (+2.63 %)
Duplicate percentage of managed LEIs	< 1 % (+0.06 %)

Challenges	Values
Challenges this month	1 (-75.00 %)
Duplicates found this month	0 (-100.00 %)
Updates to entity information this month	0 (+/- 0 %)

Files	Values
No. of days per month with CDF-compliant file uploads	30 / 30 (+/- 0 %)

* Please see our Business Report www.gleif.org/business-reports for detailed information around lapsed LEIs.

** RegistrationStatus = DUPLICATE