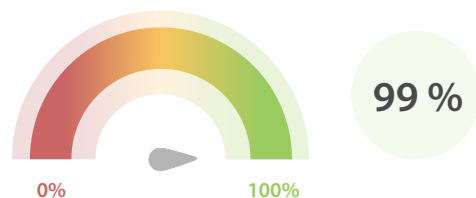


# Global LEI Data Quality Report | April 2018

## Data Quality Scores

### LEI Total Data Quality Score

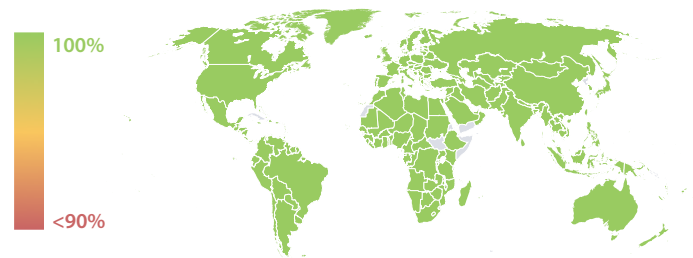
The LEI Total Data Quality Score is calculated as the equal weighted average of the 8 'Data Quality Criteria' listed below.



### Summary

The assessment performed on 30 April 2018 shows that the Total Data Quality Score further improved. The number of data quality failures decreased significantly during the reporting period. This led to noticeable improvements regarding the quality criteria 'Consistency', 'Integrity' and 'Validity'. The Total Data Quality Score per country increased for all countries to above 98%.

### Data Quality Heat Map in Covered Countries

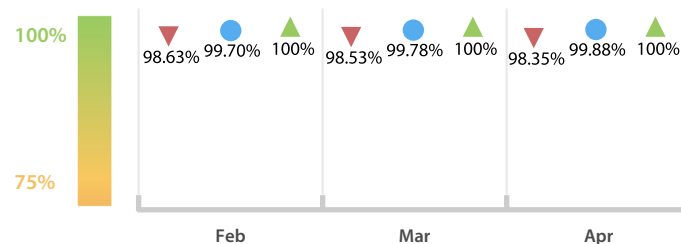


### Top 5 Failing Checks

	# Failed Records	# LEI Issuers	LEI Issuer with highest amount in %
<a href="#">C000245</a>	56,120	19	Central Securities Clearing System plc ...
<a href="#">C000260</a>	34,181	9	Istanbul Takas ve Saklama Bankası An...
<a href="#">C000266</a>	8,820	7	Istanbul Takas ve Saklama Bankası An...
<a href="#">C000267</a>	5,377	7	Istanbul Takas ve Saklama Bankası An...
<a href="#">C000243</a>	3,572	28	Istanbul Takas ve Saklama Bankası An...

### LEI Total Data Quality Score Trend

Progress achieved with regard to the continuous optimization of the data quality based on the LEI Total Data Quality Score.



● Total Data Quality Score ▲ Highest LEI Issuer Score ▼ Lowest LEI Issuer Score

### Data Quality Criteria

	Apr	Mar	# Checks	# Failed Records
Accuracy	99.99 %	99.99 %	7	67 (< 0.01 %)
Completeness	99.69 %	99.70 %	1	3,572 (0.30 %)
Comprehensiveness	100.00 %	100.00 %	2	0 (0 %)
Consistency	99.50 %	99.10 %	16	91,179 (7.77 %)
Currency	99.99 %	99.99 %	1	68 (< 0.01 %)
Integrity	99.99 %	99.96 %	15	1,633 (0.13 %)
Uniqueness	99.99 %	99.99 %	1	41 (< 0.01 %)
Validity	99.90 %	99.54 %	15	12,097 (1.03 %)

The Data Quality criteria is expected to contain 12 dimensions. Currently a subset of 8 criteria is implemented, to the detriment of the score, as they are averaged on all of them. This is expected to change, on a nonfixed timeline, to include all 12 dimensions.

## Quality Maturity Level

Average maturity level: 0.99

Apr 2/30 (6 %)	Apr 2/30 (6 %)	Apr 2/30 (6 %)
Mar 4/30 (13 %) Feb 3/30 (10 %)	Mar 4/30 (13 %) Feb 3/30 (10 %)	Mar 4/30 (13 %) Feb 3/30 (10 %)
LEI issuers achieving maturity level 1	LEI issuers achieving maturity level 2	LEI issuers achieving maturity level 3
L1 Required quality	L2 Expected quality	L3 Excellent quality

## Statistics

Totals	Values
Total LEI records	1,172,300 (+2.10 %)
New issued LEIs	22,882 (-30.91 %)
Renewed LEIs	25,773 (-24.18 %)
New lapsed LEIs *	7,529 (-15.44 %)
Countries	221 (+/- 0 %)
LEI Issuers	30 (+/- 0 %)

Level 2 Info	Values
LEIs with LEI parent relationships	76,268 (+5.06 %)
LEIs with complete parent information	909,859 (+9.04 %)

Duplicates	Values
Total LEIs marked as duplicate **	2,885 (+4.33 %)
Duplicate percentage of total LEI records	< 1 % (+2.19 %)
LEIs marked as duplicate this month	120 (-14.28 %)

Challenges	Values
Challenges this month	311 (+3.32 %)
Duplicates found this month	28 (-39.13 %)
Updates to entity information this month	173 (+90.10 %)

\* Please see our Business Report [www.gleif.org/business-reports](http://www.gleif.org/business-reports) for detailed information around lapsed LEIs.

\*\* RegistrationStatus = DUPLICATE