

Data Quality Scores

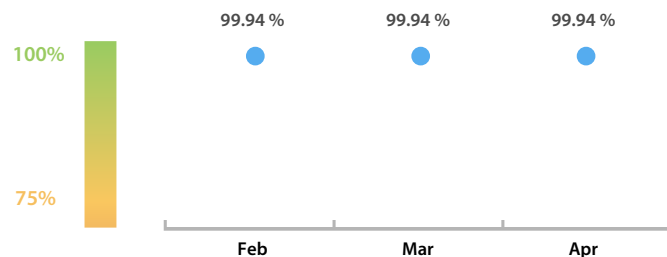
LEI Issuer Total Data Quality Score

The LEI Issuer Total Data Quality Score is calculated as the equal weighted average of the 11 'Data Quality Criteria'.




LEI Issuer Total Data Quality Score Trend

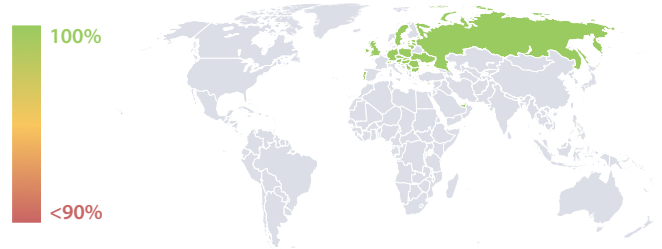
Progress achieved with regard to the continuous optimization of the data quality based on the LEI Issuer Total Data Quality Score.



LEI Issuer Data Quality (●) against LEI Pool Average (■)



Data Quality in Covered Countries



Top 5 Failing Checks

	# Failed Records	Check description
C000276	161	RegistrationAuthorityEntityID is in an expected f...
C000291	82	If the ultimate parent is public: The ultimate par...
C000282	17	The Legal Form in the name, matches the ELF C...
C000243	15	This LEI must not have any parent RR record in R...
C000287	1	There is only one branch in this country part of t...

Data Quality Criteria

	Apr	Mar	# Checks	# Failed Records
Accessibility	100.00 %	100.00 %	1	0 (0 %)
Accuracy	100.00 %	100.00 %	8	0 (0 %)
Completeness	99.96 %	99.97 %	3	15 (0.09 %)
Comprehensiveness	100.00 %	100.00 %	2	0 (0 %)
Consistency	99.97 %	99.97 %	21	82 (0.52 %)
Currency	100.00 %	100.00 %	1	0 (0 %)
Integrity	100.00 %	100.00 %	18	0 (0 %)
Provenance	99.43 %	99.42 %	2	178 (1.13 %)
Representation	100.00 %	100.00 %	2	0 (0 %)
Uniqueness	99.99 %	99.99 %	2	1 (< 0.01 %)
Validity	100.00 %	100.00 %	15	0 (0 %)

The Data Quality criteria is expected to contain 12 dimensions. Currently a subset of 11 criteria is implemented, to the detriment of the score, as they are averaged on all of them. This is expected to change, on a nonfixed timeline, to include all 12 dimensions.

Quality Maturity Level

		■ Apr: 1.99
		■ Mar: 1.99
		■ Feb: 1.99
L1 Required quality	L2 Expected quality	L3 Excellent quality

Statistics

Totals	Values
Managed LEIs	15,680 (+0.71 %)
Active entities managed	15,480 (+0.72 %)
Inactive entities managed	200 (+0.50 %)
Covered countries	30 (+/- 0 %)
New lapsed LEIs *	169 (-22.47 %)

Level 2 Info	Values
LEIs with LEI parent relationships	1,174 (+1.46 %)
LEIs with complete parent information	12,827 (+0.98 %)

Duplicates	Values
Total LEIs marked as duplicate **	25 (+/- 0 %)
Duplicate percentage of managed LEIs	< 1 % (-0.71 %)

Challenges	Values
Challenges this month	0 (-100.00 %)
Duplicates found this month	0 (+/- 0 %)
Updates to entity information this month	0 (-100.00 %)

Files	Values
No. of days per month with CDF-compliant file uploads	30 / 30 (+6.89 %)

* Please see our Business Report www.gleif.org/business-reports for detailed information around lapsed LEIs.

** RegistrationStatus = DUPLICATE