

## Data Quality Scores

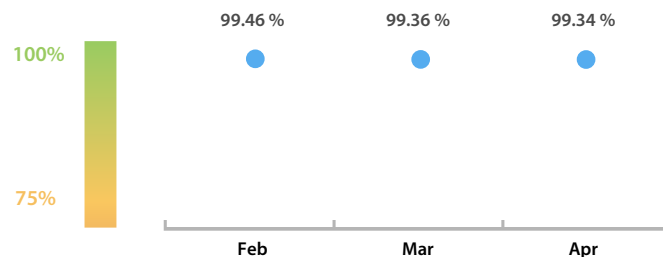
### LEI Issuer Total Data Quality Score

The LEI Issuer Total Data Quality Score is calculated as the equal weighted average of the 11 'Data Quality Criteria'.

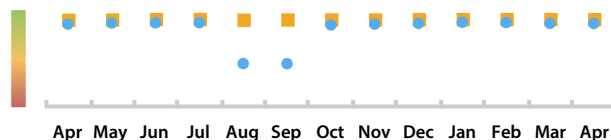


### LEI Issuer Total Data Quality Score Trend

Progress achieved with regard to the continuous optimization of the data quality based on the LEI Issuer Total Data Quality Score.



### LEI Issuer Data Quality (●) against LEI Pool Average (■)



### Data Quality in Covered Countries



### Top 5 Failing Checks


	# Failed Records	Check description
<a href="#">C000291</a>	116	If the ultimate parent is public: The ultimate par...
<a href="#">C000282</a>	36	The Legal Form in the name, matches the ELF C...
<a href="#">C000245</a>	28	LEI has exactly one record for ultimate parent a...
<a href="#">C000285</a>	9	The RelationshipType is IS_INTERNATIONAL_BRA...
<a href="#">C000243</a>	6	This LEI must not have any parent RR record in R...

### Data Quality Criteria

	Apr	Mar	# Checks	# Failed Records
Accessibility	100.00 %	100.00 %	1	0 (0 %)
Accuracy	99.85 %	100.00 %	8	5 (1.19 %)
Completeness	99.20 %	99.19 %	3	8 (1.90 %)
Comprehensiveness	100.00 %	100.00 %	2	0 (0 %)
Consistency	98.21 %	98.16 %	21	135 (32.21 %)
Currency	100.00 %	100.00 %	1	0 (0 %)
Integrity	99.88 %	99.93 %	18	9 (2.14 %)
Provenance	95.70 %	95.87 %	2	36 (8.59 %)
Representation	100.00 %	100.00 %	2	0 (0 %)
Uniqueness	100.00 %	100.00 %	2	0 (0 %)
Validity	99.88 %	99.88 %	15	4 (0.95 %)

The Data Quality criteria is expected to contain 12 dimensions. Currently a subset of 11 criteria is implemented, to the detriment of the score, as they are averaged on all of them. This is expected to change, on a nonfixed timeline, to include all 12 dimensions.

## Quality Maturity Level



## Statistics

Totals	Values
Managed LEIs	419 (+1.69 %)
Active entities managed	419 (+1.69 %)
Inactive entities managed	0 (+/-0 %)
Covered countries	1 (+/-0 %)
New lapsed LEIs *	2 (-80.00 %)

Level 2 Info	Values
LEIs with LEI parent relationships	46 (+17.94 %)
LEIs with complete parent information	257 (-1.15 %)

Duplicates	Values
Total LEIs marked as duplicate **	0 (+/-0 %)
Duplicate percentage of managed LEIs	0 % (+/-0 %)

Challenges	Values
Challenges this month	1 (-50.00 %)
Duplicates found this month	0 (+/-0 %)
Updates to entity information this month	2 (> 1000 %)

Files	Values
No. of days per month with CDF-compliant file uploads	30 / 30 (+3.33 %)

\* Please see our Business Report [www.gleif.org/business-reports](http://www.gleif.org/business-reports) for detailed information around lapsed LEIs.

\*\* RegistrationStatus = DUPLICATE