

Data Quality Scores

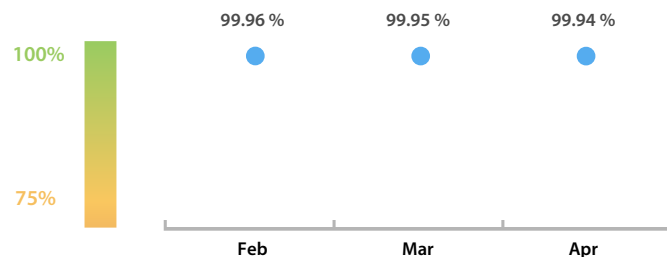
LEI Issuer Total Data Quality Score

The LEI Issuer Total Data Quality Score is calculated as the equal weighted average of the 11 'Data Quality Criteria'.




LEI Issuer Total Data Quality Score Trend

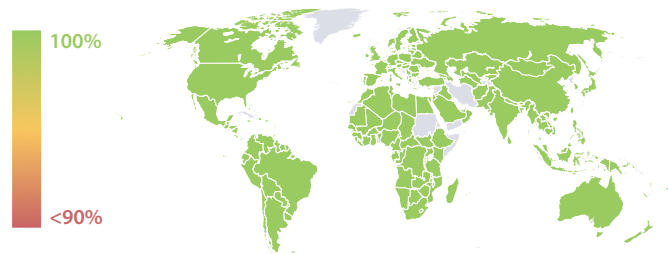
Progress achieved with regard to the continuous optimization of the data quality based on the LEI Issuer Total Data Quality Score.



LEI Issuer Data Quality (●) against LEI Pool Average (■)



Data Quality in Covered Countries



Top 5 Failing Checks


	# Failed Records	Check description
C000282	612	The Legal Form in the name, matches the ELF C...
C000097	245	LegalJurisdiction is either an ISO 3166-1 alpha-2...
C000291	202	If the ultimate parent is public: The ultimate par...
C000180	162	There is no repetition of the same LEI code with ...
C000075	79	LegalAddress/Region is an ISO 3166-2 country s...

Data Quality Criteria

	Apr	Mar	# Checks	# Failed Records
Accessibility	100.00 %	100.00 %	1	0 (0 %)
Accuracy	100.00 %	100.00 %	8	0 (0 %)
Completeness	99.99 %	99.97 %	3	20 (0.02 %)
Comprehensiveness	100.00 %	100.00 %	2	0 (0 %)
Consistency	99.98 %	99.98 %	21	202 (0.27 %)
Currency	100.00 %	100.00 %	1	0 (0 %)
Integrity	100.00 %	100.00 %	18	0 (0 %)
Provenance	99.58 %	99.60 %	2	612 (0.83 %)
Representation	100.00 %	100.00 %	2	0 (0 %)
Uniqueness	99.88 %	99.98 %	2	162 (0.22 %)
Validity	99.97 %	100.00 %	15	245 (0.33 %)

The Data Quality criteria is expected to contain 12 dimensions. Currently a subset of 11 criteria is implemented, to the detriment of the score, as they are averaged on all of them. This is expected to change, on a nonfixed timeline, to include all 12 dimensions.

Quality Maturity Level



Statistics

Totals	Values
Managed LEIs	73,086 (+2.77 %)
Active entities managed	72,956 (+2.76 %)
Inactive entities managed	130 (+12.06 %)
Covered countries	202 (+/-0 %)
New lapsed LEIs *	908 (-31.52 %)

Level 2 Info	Values
LEIs with LEI parent relationships	5,923 (+2.77 %)
LEIs with complete parent information	72,332 (+2.74 %)

Duplicates	Values
Total LEIs marked as duplicate **	61 (+7.01 %)
Duplicate percentage of managed LEIs	< 1 % (+4.12 %)

Challenges	Values
Challenges this month	40 (> 100 %)
Duplicates found this month	4 (> 100 %)
Updates to entity information this month	17 (> 100 %)

Files	Values
No. of days per month with CDF-compliant file uploads	30 / 30 (+/-0 %)

* Please see our Business Report www.gleif.org/business-reports for detailed information around lapsed LEIs.

** RegistrationStatus = DUPLICATE